

# GFMJ(OPzV)

VRLA Gel Battery  
GFMJ-800



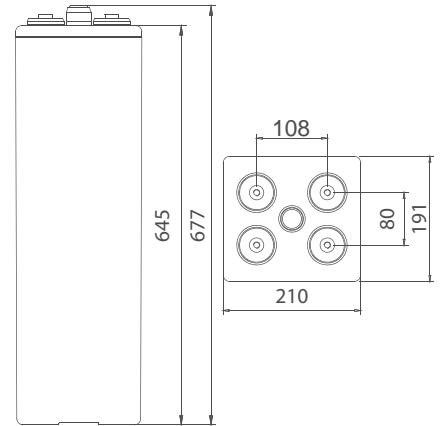
## Main Applications

- Deep cycling energy storage application
- Solar & wind energy storage system
- Off-grid & bad-grid hybrid sites
- Floating applications for telecom sites

## Benefits

- Long life design for cyclic or float application
- Excellent charge acceptability and deep cycling performance
- Excellent over discharge recovery capability
- Superior charging & discharging ability in low current
- Extend service life under high temperature

## Dimensions



## Technical Parameters

Nominal Voltage	2 V
Capacity	800Ah @ 10hr to 1.80 V @ 25°C(77°F)
Weight	62.0kg (136.69 lbs)
Dimensions	Length:191 mm(7.52 in) Width:210 mm(8.27 in) Height:645 mm(25.39 in) Total height:677 mm(26.65 in)
Internal Resistance (full charged)	0.32 mΩ @ 25°C(77°F)
Short-circuit Current	6297 A
Self Discharge @25°C(77°F)	Less than 30% after 180 days storage
Operating Temperature Range	Discharge: -20°C ~ 50°C(-4°F ~ 122°F) Charge: -20°C ~ 50°C(-4°F ~ 122°F) Storage: 5°C ~ 40°C(41°F ~ 104°F)
Recommended Operating Temperature	20°C ~ 25°C (68°F ~ 77°F)
Recommended Charging Current	120 A
Charging Voltage @25°C(77°F)	Float: 2.23 V/cell Equalize: 2.35 V/cell
Terminal	M10
Container Materials	ABS/ABS V0 (Optional)
Capacity Affected by Temperature (C <sub>10</sub> )	105% @ 40°C(104°F) 74% @ 0°C(32°F) 50% @ -20°C(-40°F)
Design life @25°C(77°F)	20 years

## Certification

- ISO 9001: 2008
- ISO 14001: 2004
- GB/T 28001- 2011
- UL
- CE

## Technical Features

- According to DIN-40742 standards, design life of 20 years
- Tubular plate & special gel electrolyte, which can prevent active material falling and avoid acid stratification
- High stability and security, millions of batteries are in service
- Higher thermal capacity & better thermal diffusivity

# GFMJ(OPzV)

VRLA Gel Battery  
GFMJ-800



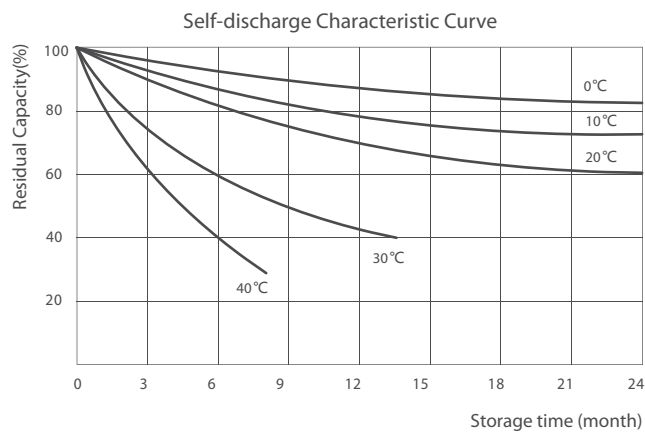
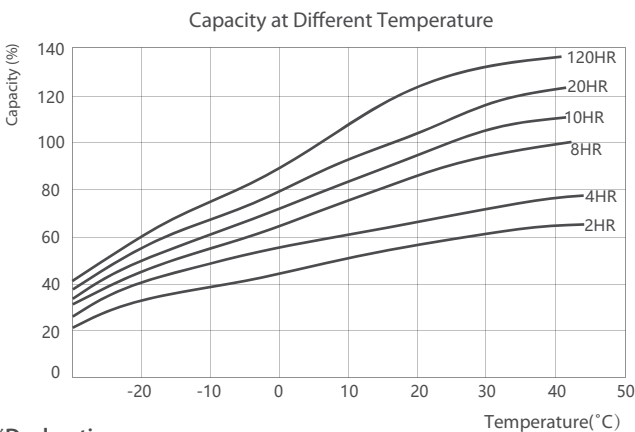
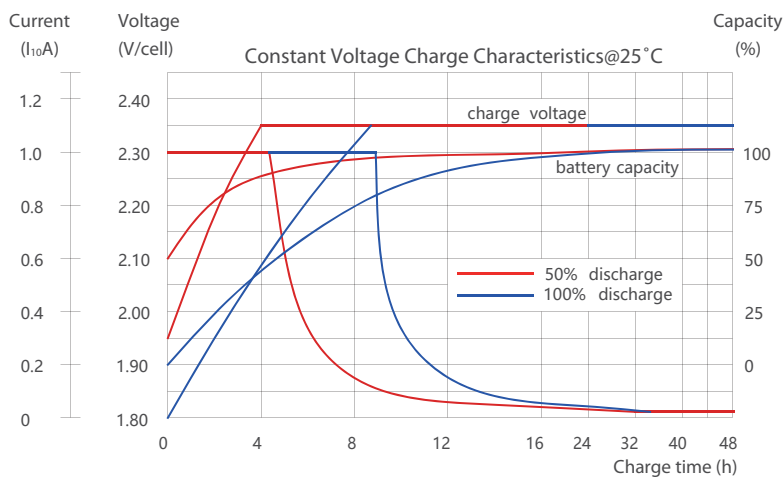
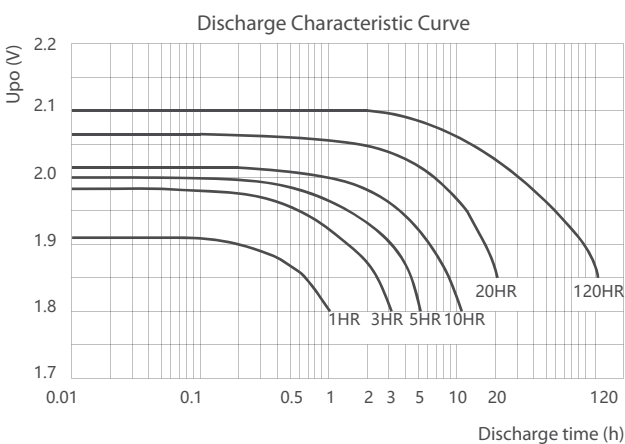
## Constant Current Discharge Characteristics Unit: A (25°C, 77°F)

F.V/Time	1hr	2hr	3hr	4hr	5hr	6hr	8hr	10hr	12hr	20hr	100hr	120hr
1.80V	386	266	200	163	138	120	96	80	72	44	--	--
1.83V	360	244	194	160	135	117	94	78	70	43.2	--	--
1.85V	333	235	187	155	129	114	88	76	67	42	10	8.6
1.87V	293	220	175	146	123	110	86	74.5	63	38	9.5	8.4
1.90V	273	205	156	136	118	106.5	82	70	60	35	9	7

## Constant Power Discharge Characteristics Unit: W/cell (25°C, 77°F)

F.V/Time	1hr	2hr	3hr	4hr	5hr	6hr	8hr	10hr	12hr	20hr	100hr	120hr
1.80V	706	490	366	300	255	225	185	160	135	83	--	--
1.83V	666	460	360	296	250	220	180	155	132	81	--	--
1.85V	626	440	355	290	245	215	174	150	128	80	19.5	16.5
1.87V	560	425	335	280	235	210	168	144	124	78	18.5	16
1.90V	526	395	300	262	228	204	160	135	118	75	17.5	15.5

## Performance Curve



### \*Declaration:

This information is generally descriptive only and is not intended to make or imply any representation, guarantee or warranty with respect to any cells and batteries. Cell and battery designs/specifications are subject to modification without notice. Contact CHINASHOTO for the latest information.

Welcome to Visit : [www.chinashoto.com](http://www.chinashoto.com)