

GFMJ(OPzV)

VRLA Gel Battery
GFMJ-350



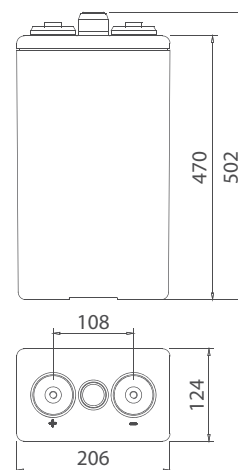
Main Applications

- Deep cycling energy storage application
- Solar & wind energy storage system
- Off-grid & bad-grid hybrid sites
- Floating applications for telecom sites

Benefits

- Long life design for cyclic or float application
- Excellent charge acceptability and deep cycling performance
- Excellent over discharge recovery capability
- Superior charging & discharging ability in low current
- Extend service life under high temperature

Dimensions



Technical Parameters

Nominal Voltage	2 V
Capacity	350 Ah @10hr to 1.80 V @ 25°C(77°F)
Weight	27.5 kg (60.63 lbs)
Dimensions	Length:124 mm(4.88 in) Width:206 mm(8.11 in) Height:470 mm(18.50 in) Total height:502 mm(19.76 in)
Internal Resistance (full charged)	0.46 mΩ @ 25°C(77°F)
Short-circuit Current	4305 A
Self Discharge @25°C(77°F)	Less than 30% after 180 days storage
Operating Temperature Range	Discharge: -20°C ~ 50°C(-4°F ~ 122°F) Charge: -20°C ~ 50°C(-4°F ~ 122°F) Storage: 5°C ~ 40°C(41°F ~ 104°F)
Recommended Operating Temperature	20°C ~ 25°C (68°F ~ 77°F)
Recommended Charging Current	52.5 A
Charging Voltage @25°C(77°F)	Float: 2.23 V/cell Equalize: 2.35 V/cell
Terminal	M10
Container Materials	ABS/ABS V0 (Optional)
Capacity Affected by Temperature(C ₁₀)	105% @ 40°C(104°F) 74% @ 0°C(32°F) 50% @ -20°C(-40°F)
Design life @25°C(77°F)	20 years

Certification

- ☑ ISO 9001: 2008
- ☑ ISO 14001: 2004
- ☑ GB/T 28001- 2011
- ☑ UL
- ☑ CE

Technical Features

- According to DIN-40742 standards, design life of 20 years
- Tubular plate & special gel electrolyte, which can prevent active material falling and avoid acid stratification
- High stability and security, millions of batteries are in service
- Higher thermal capacity & better thermal diffusivity

GFMJ(OPzV)

VRLA Gel Battery
GFMJ-350



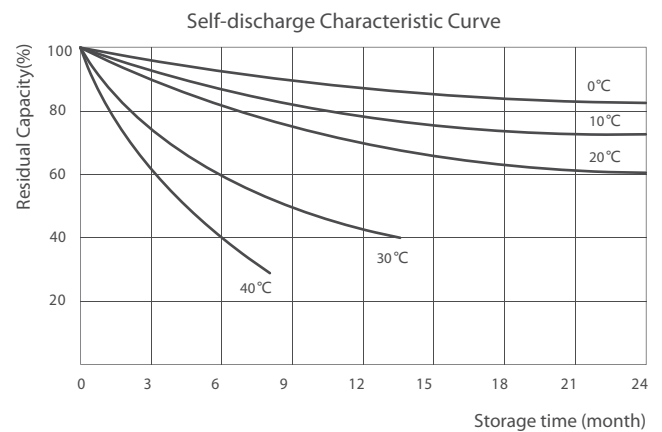
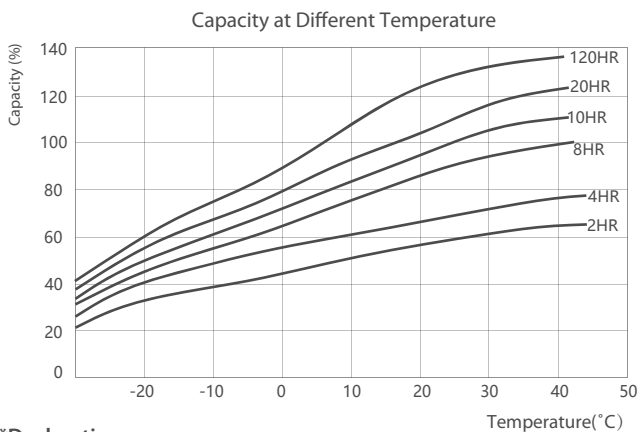
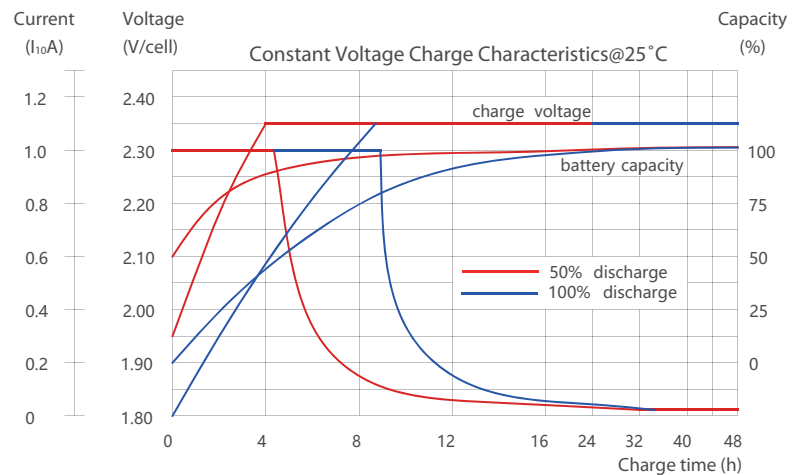
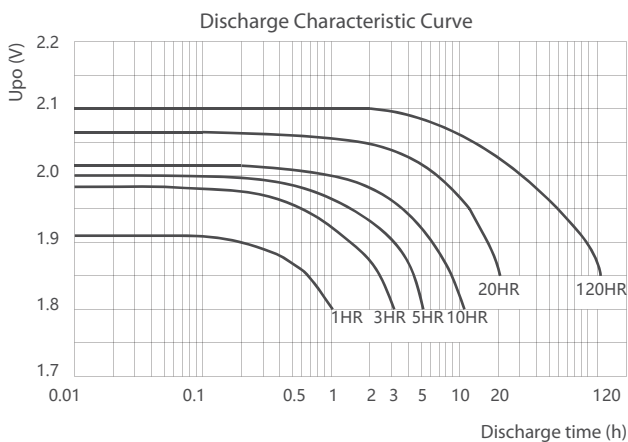
Constant Current Discharge Characteristics Unit: A (25°C, 77°F)

F.V/Time	1hr	2hr	3hr	4hr	5hr	6hr	8hr	10hr	12hr	20hr	100hr	120hr
1.80V	166	111	87.5	70	59.5	52.5	41	35	30	18.5	--	--
1.83V	161	108.5	84	67	58	51.5	40	34	29.5	18	--	--
1.85V	154	105	82.5	65.5	56.5	50.5	38.5	32.5	29	17.5	4.3	3.6
1.87V	147	102	80.5	63.5	55	49	37	31.5	28.5	17	4.2	3.4
1.90V	136	91	73.5	60	51	45.5	34	29	25	16.5	4	3.2

Constant Power Discharge Characteristics Unit: W/cell (25°C, 77°F)

F.V/Time	1hr	2hr	3hr	4hr	5hr	6hr	8hr	10hr	12hr	20hr	100hr	120hr
1.80V	308	210	168	135	114	101	79	66.5	58	36	--	--
1.83V	304.5	206.5	163	130	112	99.5	77	64.5	57	35	--	--
1.85V	294	203	160	128	110	97	74.5	64	56	34	8.4	7
1.87V	283	196	157.5	124	107	95	71.5	61	55	33	8.2	6.7
1.90V	262	175	141.4	116	99	88	66	56	49	32	7.8	6.3

Performance Curve



***Declaration:**

This information is generally descriptive only and is not intended to make or imply any representation, guarantee or warranty with respect to any cells and batteries. Cell and battery designs/specifications are subject to modification without notice. Contact CHINASHOTO for the latest information.

Welcome to Visit : www.chinashoto.com