

# GFMJ(OPzV)

VRLA Gel Battery  
GFMJ-3000



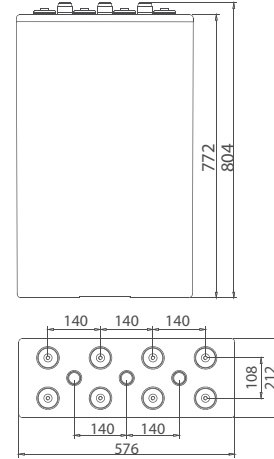
## Main Applications

- Deep cycling energy storage application
- Solar & wind energy storage system
- Off-grid & bad-grid hybrid sites
- Floating applications for telecom sites

## Benefits

- Long life design for cyclic or float application
- Excellent charge acceptability and deep cycling performance
- Excellent over discharge recovery capability
- Superior charging & discharging ability in low current
- Extend service life under high temperature

## Dimensions



## Technical Parameters

Nominal Voltage	2 V
Capacity	3000 Ah @ 10hr to 1.80V @25°C(77°F)
Weight	222.0 kg (489.43 lbs)
Dimensions	Length:576 mm(22.68 in) Width:212 mm(8.35 in) Height:772 mm(30.39 in) Total height:804 mm(31.65 in)
Internal Resistance (full charged)	0.21 mΩ @ 25°C(77°F)
Short-circuit Current	9360 A
Self Discharge @25°C(77°F)	Less than 30% after 180 days storage
Operating Temperature Range	Discharge: -20°C ~ 50°C(-4°F ~ 122°F) Charge: -20°C ~ 50°C(-4°F ~ 122°F) Storage: 5°C ~ 40°C(41°F ~ 104°F)
Recommended Operating Temperature	20°C ~ 25°C (68°F ~ 77°F)
Recommended Charging Current	450 A
Charging Voltage @25°C(77°F)	Float: 2.23 V/cell Equalize: 2.35 V/cell
Terminal	M10
Container Materials	ABS/ABS V0 (Optional)
Capacity Affected by Temperature (C <sub>10</sub> )	105% @ 40°C 74% @ 0°C 50% @ -20°C
Design life @25°C(77°F)	20 years

## Certification

- ISO 9001: 2008
- ISO 14001: 2004
- GB/T 28001- 2011
- UL
- CE

## Technical Features

- According to DIN-40742 standards, design life of 20 years
- Tubular plate & special gel electrolyte, which can prevent active material falling and avoid acid stratification
- High stability and security, millions of batteries are in service
- Higher thermal capacity & better thermal diffusivity

# GFMJ(OPzV)

VRLA Gel Battery  
GFMJ-3000



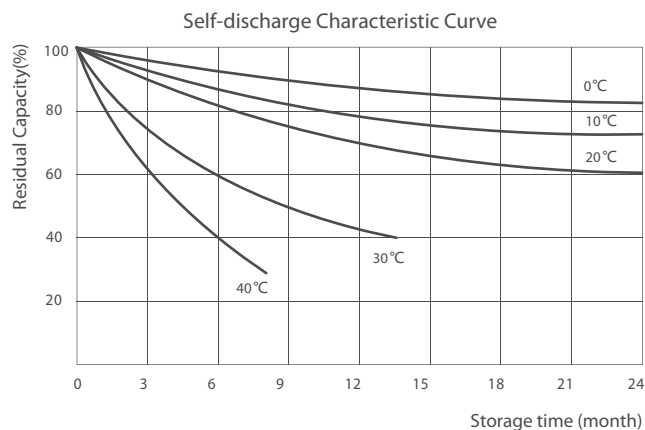
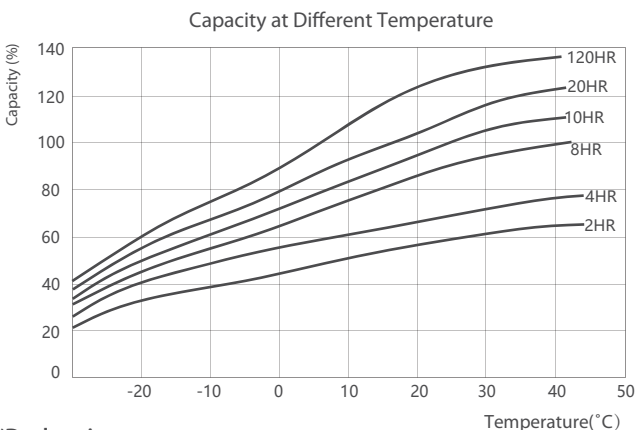
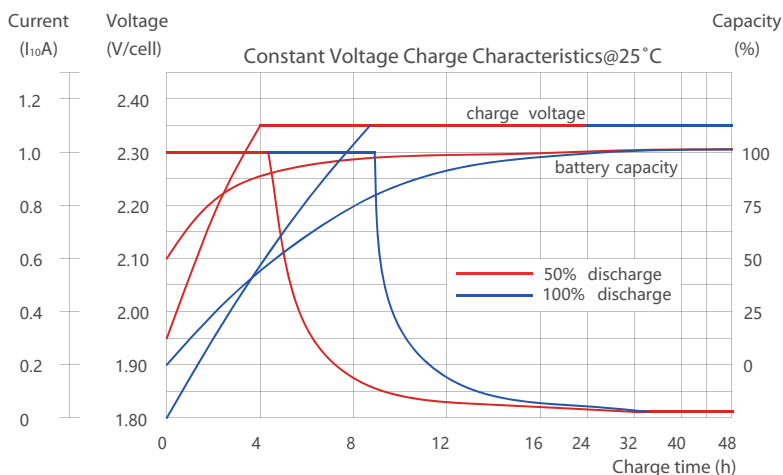
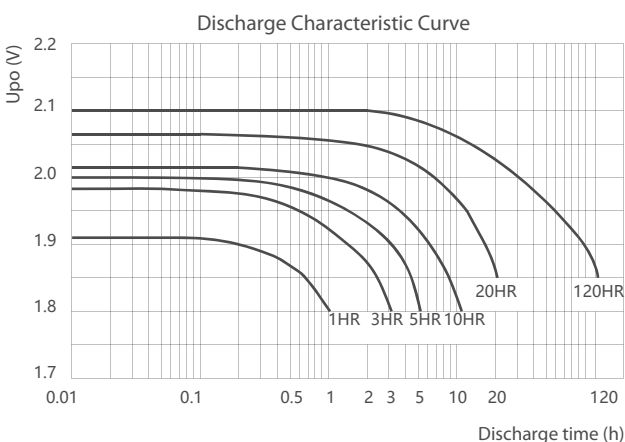
## Constant Current Discharge Characteristics Unit: A (25°C, 77°F)

F.V/Time	1hr	2hr	3hr	4hr	5hr	6hr	8hr	10hr	12hr	20hr	100hr	120hr
1.80V	1400	990	760	610	515	430	350	310	250	157	--	--
1.83V	1320	920	725	580	495	415	343	288	240	153	--	--
1.85V	1250	825	659	540	466	400	326	272	225	150	37.5	31
1.87V	1200	780	625	518	440	386	315	263	215	142	35	29
1.90V	1050	735	590	485	423	372	308	240	205	136	33	27.5

## Constant Power Discharge Characteristics Unit: W/cell (25°C, 77°F)

F.V/Time	1hr	2hr	3hr	4hr	5hr	6hr	8hr	10hr	12hr	20hr	100hr	120hr
1.80V	2550	1846	1460	1160	980	850	690	585	490	309	--	--
1.83V	2450	1650	1340	1100	930	820	685	575	475	306	--	--
1.85V	2350	1450	1220	1032	893	784	640	550	440	297	73	59
1.87V	2280	1390	1150	970	840	740	600	528	420	280	69	56
1.90V	2020	1300	1087	933	811	714	588	475	400	273	65	53

## Performance Curve



### \*Declaration:

This information is generally descriptive only and is not intended to make or imply any representation, guarantee or warranty with respect to any cells and batteries. Cell and battery designs/specifications are subject to modification without notice. Contact CHINASHOTO for the latest information.

Welcome to Visit : [www.chinashoto.com](http://www.chinashoto.com)