

GFMJ(OPzV)

VRLA Gel Battery
GFMJ-2500



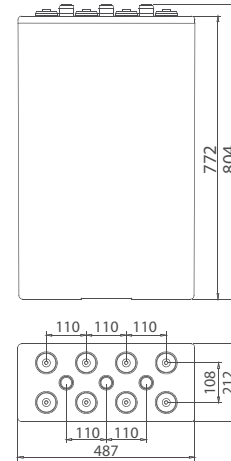
Main Applications

- Deep cycling energy storage application
- Solar & wind energy storage system
- Off-grid & bad-grid hybrid sites
- Floating applications for telecom sites

Benefits

- Long life design for cyclic or float application
- Excellent charge acceptability and deep cycling performance
- Excellent over discharge recovery capability
- Superior charging & discharging ability in low current
- Extend service life under high temperature

Dimensions



Technical Parameters

Nominal Voltage	2 V
Capacity	2500 Ah @ 10hr to 1.80 V @ 25°C (77°F)
Weight	186.5kg (411.16 lbs)
Dimensions	Length: 487 mm (19.17 in) Width: 212 mm (8.35 in) Height: 772 mm (30.39 in) Total height: 804 mm (31.65 in)
Internal Resistance (full charged)	0.22 mΩ @ 25°C (77°F)
Short-circuit Current	9132 A
Self Discharge @ 25°C (77°F)	Less than 30% after 180 days storage
Operating Temperature Range	Discharge: -20°C ~ 50°C (-4°F ~ 122°F) Charge: -20°C ~ 50°C (-4°F ~ 122°F) Storage: 5°C ~ 40°C (41°F ~ 104°F)
Recommended Operating Temperature	20°C ~ 25°C (68°F ~ 77°F)
Recommended Charging Current	375 A
Charging Voltage @ 25°C (77°F)	Float: 2.23 V/cell Equalize: 2.35 V/cell
Terminal	M10
Container Materials	ABS/ABS V0 (Optional)
Capacity Affected by Temperature (C ₁₀)	105% @ 40°C (104°F) 74% @ 0°C (32°F) 50% @ -20°C (-40°F)
Design life @ 25°C (77°F)	20 years

Certification

- ☑ ISO 9001: 2008
- ☑ ISO 14001: 2004
- ☑ GB/T 28001- 2011
- ☑ UL
- ☑ CE

Technical Features

- According to DIN-40742 standards, design life of 20 years
- Tubular plate & special gel electrolyte, which can prevent active material falling and avoid acid stratification
- High stability and security, millions of batteries are in service
- Higher thermal capacity & better thermal diffusivity

GFMJ(OPzV)

VRLA Gel Battery
GFMJ-2500



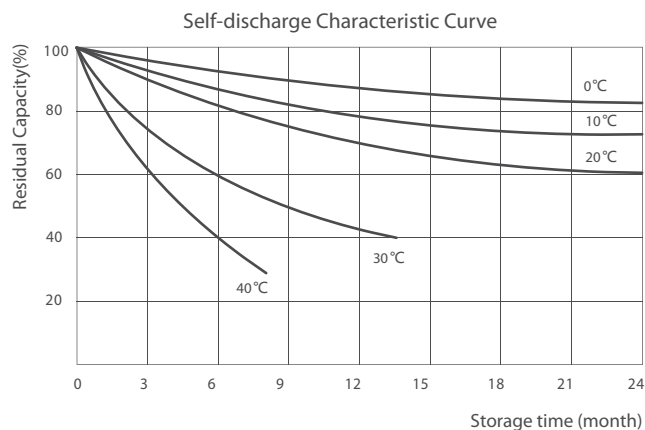
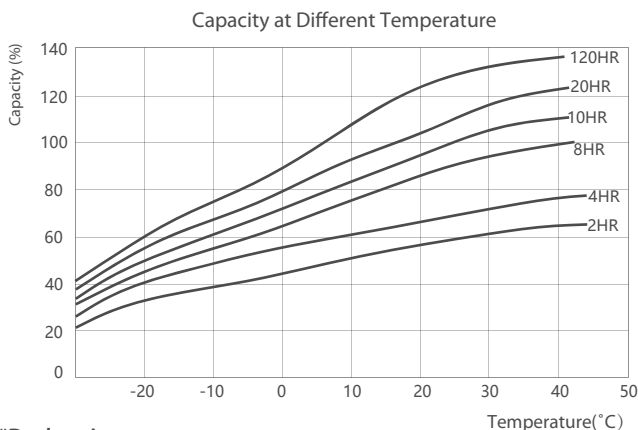
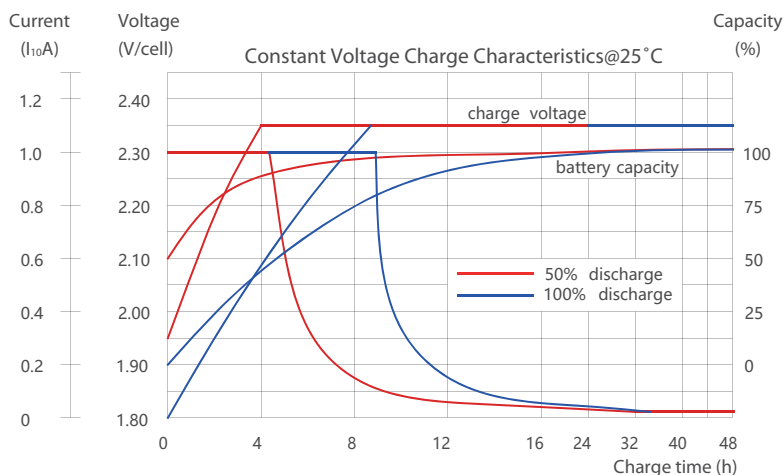
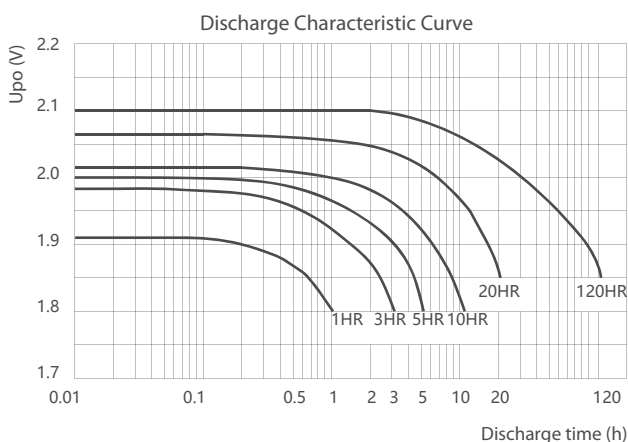
Constant Current Discharge Characteristics Unit: A (25°C, 77°F)

F.V/Time	1hr	2hr	3hr	4hr	5hr	6hr	8hr	10hr	12hr	20hr	100hr	120hr
1.80V	1165	830	630	508	430	375	290	250	208	130	/	/
1.83V	1100	762	603	483	412	360	285	240	200	127.5	/	/
1.85V	1040	687	550	455	387	330	270	230	187	125	31	26.5
1.87V	1000	650	518	430	362	320	265	225	179	120	29	25
1.90V	875	612	490	400	352	310	256	200	170	112.5	27.5	23.5

Constant Power Discharge Characteristics Unit: W/cell (25°C, 77°F)

F.V/Time	1hr	2hr	3hr	4hr	5hr	6hr	8hr	10hr	12hr	20hr	100hr	120hr
1.80V	2125	1538	1200	966	815	730	570	485	408	255	/	/
1.83V	2040	1432	1150	916	790	700	555	470	396	250	/	/
1.85V	1955	1300	1050	875	740	645	530	450	365	245	60.5	51.5
1.87V	1900	1237	985	830	700	616	515	435	350	235	57	49
1.90V	1680	1175	940	775	675	595	490	395	335	220	53.5	46

Performance Curve



*Declaration:

This information is generally descriptive only and is not intended to make or imply any representation, guarantee or warranty with respect to any cells and batteries. Cell and battery designs/specifications are subject to modification without notice. Contact CHINASHOTO for the latest information.

Welcome to Visit : www.chinashoto.com