

GFMJ(OPzV)

VRLA Gel Battery
GFMJ-250



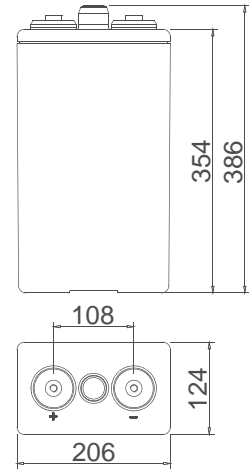
Main Applications

- Deep cycling energy storage application
- Solar & wind energy storage system
- Off-grid & bad-grid hybrid sites
- Floating applications for telecom sites

Benefits

- Long life design for cyclic or float application
- Excellent charge acceptability and deep cycling performance
- Excellent over discharge recovery capability
- Superior charging & discharging ability in low current
- Extend service life under high temperature

Dimensions



Technical Parameters

Nominal Voltage	2 V
Capacity	250Ah @ 10hr to 1.80V @ 25°C(77°F)
Weight	21.5 kg (47.40 lb)
Dimensions	Length:124 mm(4.88 in) Width:206 mm(8.11 in) Height:354 mm(13.94 in) Total height:386 mm(15.20 in)
Internal Resistance (full charged)	0.62 mΩ @ 25°C(77°F)
Short-Circuit Current	3215 A
Self Discharge @25°C(77°F)	Less than 30% after 180 days storage
Operating Temperature Range	Discharge: -20°C ~ 50°C(-4°F ~ 122°F) Charge: -20°C ~ 50°C(-4°F ~ 122°F) Storage: 5°C ~ 40°C(41°F ~ 104°F)
Recommended Operating Temperature	20°C ~ 25°C (68°F ~ 77°F)
Recommended Charging Current	37.5 A
Charging Voltage @25°C(77°F)	Float: 2.23 V/cell Equalize: 2.35 V/cell
Terminal	M10
Container Materials	ABS/ABS V0 (Optional)
Capacity Affected by Temperature(C ₁₀)	105% @ 40°C(104°F) 74% @ 0°C(32°F) 50% @ -20°C(-40°F)
Design life @25°C(77°F)	20 years

Certification

- ISO 9001: 2008
- ISO 14001: 2004
- GB/T 28001- 2011
- UL
- CE

Technical Features

- According to DIN-40742 standards, design life of 20 years
- Tubular plate & special gel electrolyte, which can prevent active material falling and avoid acid stratification
- High stability and security, millions of batteries are in service
- Higher thermal capacity & better thermal diffusivity

GFMJ(OPzV)

VRLA Gel Battery
GFMJ-250



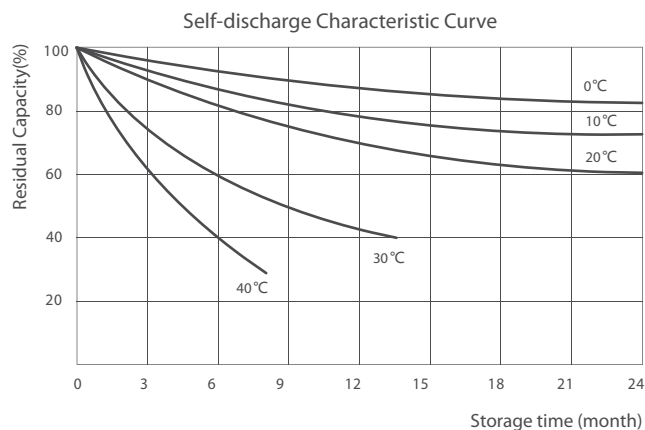
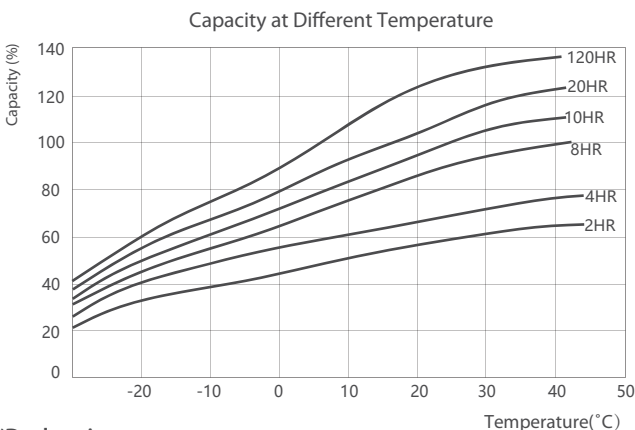
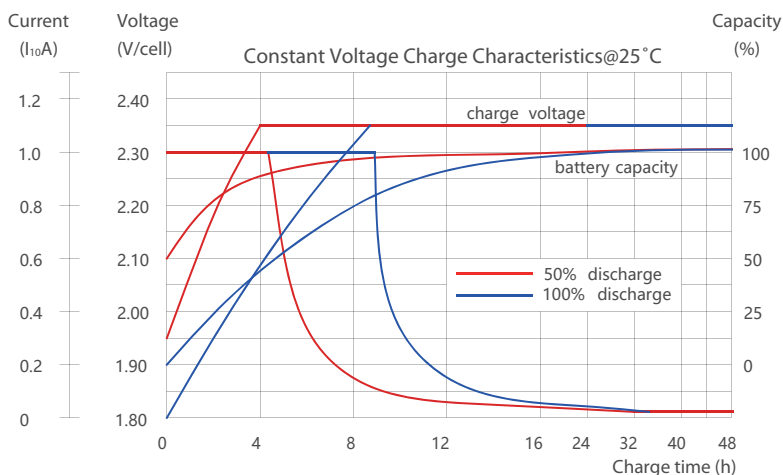
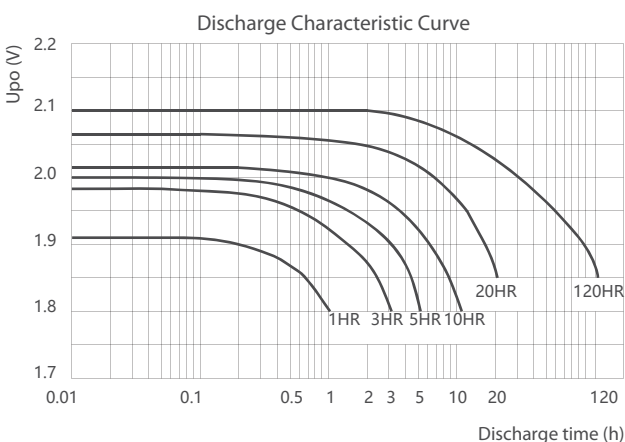
Constant Current Discharge Characteristics Unit: A (25°C, 77°F)

F.V/Time	1hr	2hr	3hr	4hr	5hr	6hr	8hr	10hr	12hr	20hr	100hr	120hr
1.80V	120	79	62.5	48.5	42.5	37.5	30	25	21	14	--	--
1.83V	117	77.5	58	47.5	40.5	36	28.5	24	20.5	13.5	--	--
1.85V	115	75	56	46	40	35.5	27.5	23	20	13	3.1	2.6
1.87V	111	72.5	55.5	45	39	34	26	22.5	19.5	12.5	3	2.5
1.90V	101	68.5	52.5	43	37.5	31	24.5	21.5	18	12	2.8	2.4

Constant Power Discharge Characteristics Unit: W/cell (25°C, 77°F)

F.V/Time	1hr	2hr	3hr	4hr	5hr	6hr	8hr	10hr	12hr	20hr	100hr	120hr
1.80V	223	152.5	120	93	82	72.5	58	48	41	27	--	--
1.83V	220	150	112.5	91	79	70	56	47	40	26	--	--
1.85V	216	146	109	89	77.5	69	54	45	39	25	6.1	5.1
1.87V	212	140	107.5	87.5	75	66	51	44	38	24	5.9	4.9
1.90V	195	132.5	102	84	73	61	48	42	35	23.5	5.5	4.7

Performance Curve



*Declaration:

This information is generally descriptive only and is not intended to make or imply any representation, guarantee or warranty with respect to any cells and batteries. Cell and battery designs/specifications are subject to modification without notice. Contact CHINASHOTO for the latest information.

Welcome to Visit : www.chinashoto.com