

GFMJ(OPzV)

VRLA Gel Battery
GFMJ-2000



Main Applications

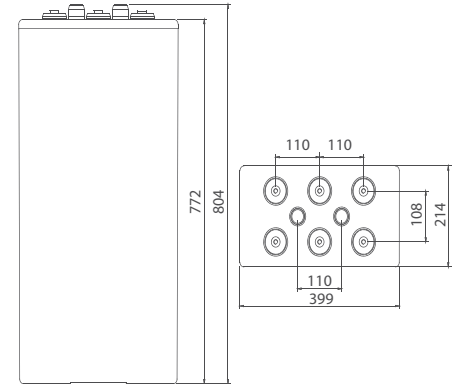
- Deep cycling energy storage application
- Solar & wind energy storage system
- Off-grid & bad-grid hybrid sites
- Floating applications for telecom sites

Benefits

- Long life design for cyclic or float application
- Excellent charge acceptability and deep cycling performance
- Excellent over discharge recovery capability
- Superior charging & discharging ability in low current
- Extend service life under high temperature



Dimensions



Technical Parameters

Nominal Voltage	2 V
Capacity	2000Ah @ 10hr to 1.80 V @25°C(77°F)
Weight	154.5 kg (340.61 lbs)
Dimensions	Length:399 mm(15.71 in) Width:214 mm(8.43 in) Height:772 mm(30.39 in) Total height:804 mm(31.65 in)
Internal Resistance (full charged)	0.26 mΩ @ 25°C(77°F)
Short-circuit Current	8903 A
Self Discharge @25°C(77°F)	Less than 30% after 180 days storage
Operating Temperature Range	Discharge: -20°C ~ 50°C(-4°F ~ 122°F) Charge: -20°C ~ 50°C(-4°F ~ 122°F) Storage: 5°C ~ 40°C(41°F ~ 104°F)
Recommended Operating Temperature	20°C ~ 25°C (68°F ~ 77°F)
Recommended Charging Current	300 A
Charging Voltage @25°C(77°F)	Float: 2.23 V/cell Equalize: 2.35 V/cell
Terminal	M10
Container Materials	ABS/ABS V0 (Optional)
Capacity Affected by Temperature(C ₁₀)	105% @ 40°C(104°F) 74% @ 0°C(32°F) 50% @ -20°C(-40°F)
Design life @25°C(77°F)	20 years

Certification

- ISO 9001
- ISO 14001
- GB/T 28001
- UL
- CE

Technical Features

- According to DIN-40742 standards, design life of 20 years
- Tubular plate & special gel electrolyte, which can prevent active material falling and avoid acid stratification
- High stability and security, millions of batteries are in service
- Higher thermal capacity & better thermal diffusivity

GFMJ(OPzV)

VRLA Gel Battery
GFMJ-2000



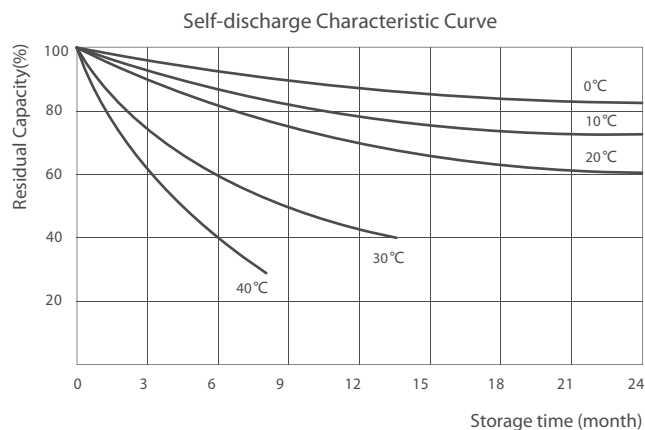
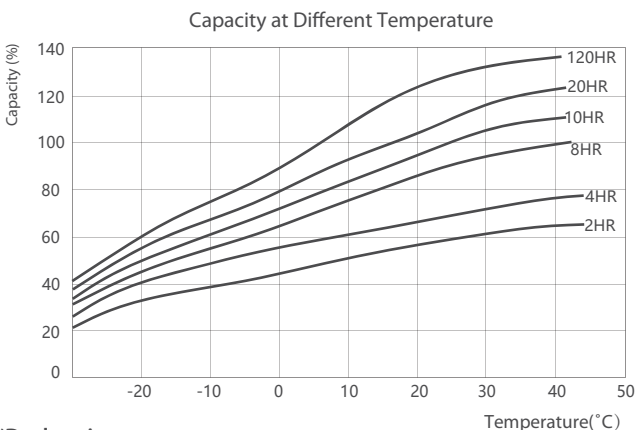
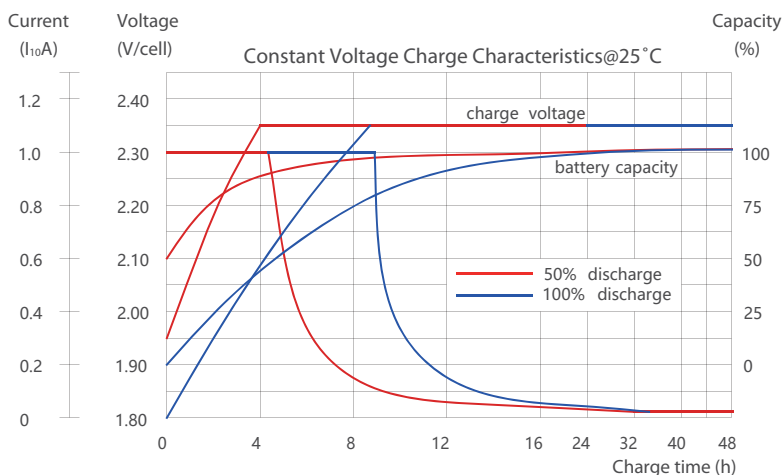
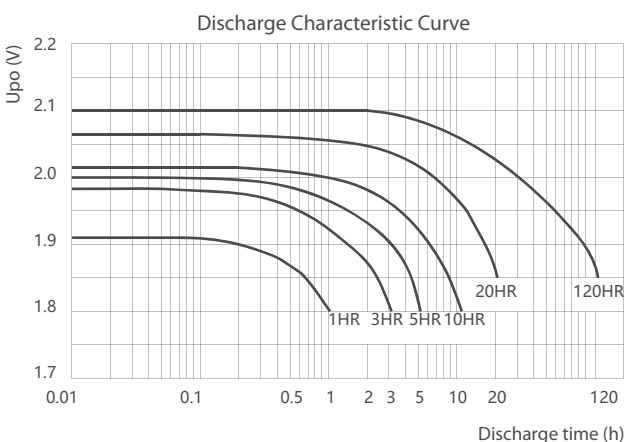
Constant Current Discharge Characteristics Unit: A (25°C, 77°F)

F.V/Time	1hr	2hr	3hr	4hr	5hr	6hr	8hr	10hr	12hr	20hr	100hr	120hr
1.80V	933	665	506	406	343	302	233	200	165	104	--	--
1.83V	880	610	483	386	330	291	229	192	160	102	--	--
1.85V	833	550	440	365	310	266	219	187	155	100	24.9	21
1.87V	800	520	415	345	290	257	215	181	143	94	23.9	20
1.90V	700	490	393	323	282	248	205	160	136	90	22.1	18

Constant Power Discharge Characteristics Unit: W/cell (25°C, 77°F)

F.V/Time	1hr	2hr	3hr	4hr	5hr	6hr	8hr	10hr	12hr	20hr	100hr	120hr
1.80V	1700	1231	980	775	660	586	460	390	320	206	--	--
1.83V	1635	1146	920	733	640	560	456	380	310	204	--	--
1.85V	1565	1040	840	700	595	524	426	366	295	198	48.5	40
1.87V	1520	990	790	665	560	493	415	352	280	190	46	38.5
1.90V	1345	870	720	621	540	476	392	316	266	182	43	35

Performance Curve



*Declaration:

This information is generally descriptive only and is not intended to make or imply any representation, guarantee or warranty with respect to any cells and batteries. Cell and battery designs/specifications are subject to modification without notice. Contact CHINASHOTO for the latest information.

Welcome to Visit : www.chinashoto.com