

GFMJ(OPzV)

VRLA Gel Battery
GFMJ-200



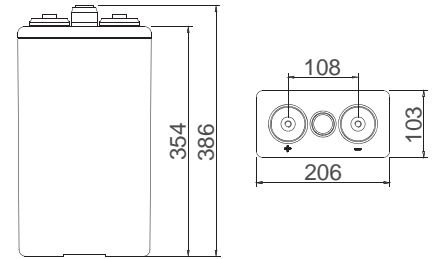
Main Applications

- Deep cycling energy storage application
- Solar & wind energy storage system
- Off-grid & bad-grid hybrid sites
- Floating applications for telecom sites

Benefits

- Long life design for cyclic or float application
- Excellent charge acceptability and deep cycling performance
- Excellent over discharge recovery capability
- Superior charging & discharging ability in low current
- Extend service life under high temperature

Dimensions



Technical Parameters

Nominal Voltage	2 V
Capacity	200 Ah @ 10hr to 1.80 V @ 25°C(77°F)
Weight	18.2 kg (40.12 lbs)
Dimensions	Length: 103 mm (4.06 in) Width: 206 mm (8.11 in) Height: 354 mm (13.94 in) Total height: 386 mm (15.20 in)
Internal Resistance (full charged)	0.79 mΩ @ 25°C(77°F)
Short-circuit Current	2956 A
Self Discharge @25°C(77°F)	Less than 30% after 180 days storage
Operating Temperature Range	Discharge: -20°C~50°C(-4°F~122°F) Charge: -20°C~50°C(-4°F~122°F) Storage: 5°C~40°C(41°F~104°F)
Recommended Operating Temperature	20°C ~ 25°C (68°F ~ 77°F)
Recommended Charging Current	30 A
Charging Voltage @25°C(77°F)	Float: 2.23 V/cell Equalize: 2.35 V/cell
Terminal	M10
Container Materials	ABS/ABS V0 (Optional)
Capacity Affected by Temperature (C ₁₀)	105% @ 40°C(104°F) 74% @ 0°C(32°F) 50% @ -20°C(-40°F)
Design life @25°C(77°F)	20 years

Certification

- ISO 9001
- ISO 14001
- GB/T 28001
- UL
- CE

Technical Features

- According to DIN-40742 standards, design life of 20 years
- Tubular plate & special gel electrolyte, which can prevent active material falling and avoid acid stratification
- High stability and security, millions of batteries are in service
- Higher thermal capacity & better thermal diffusivity

GFMJ(OPzV)

VRLA Gel Battery
GFMJ-200



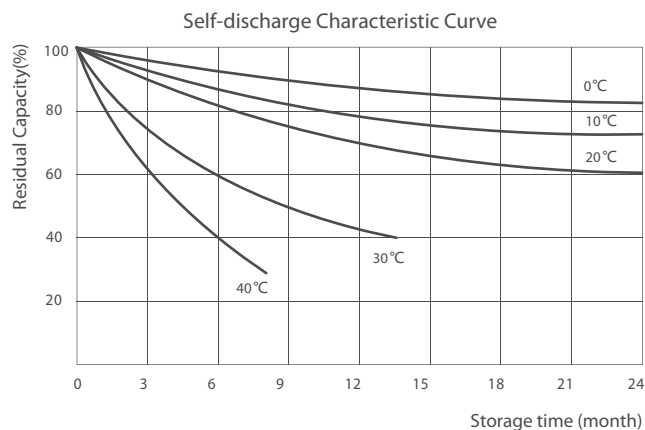
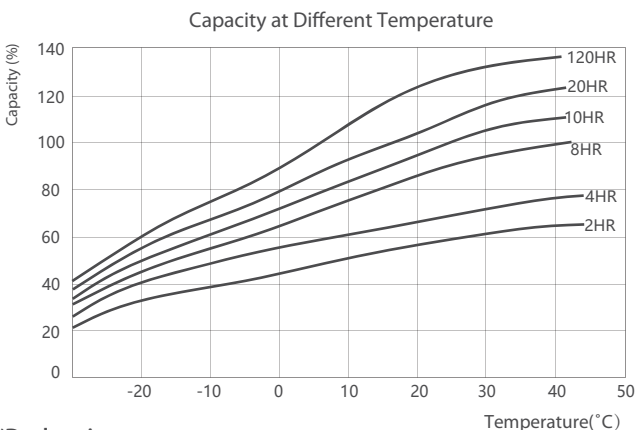
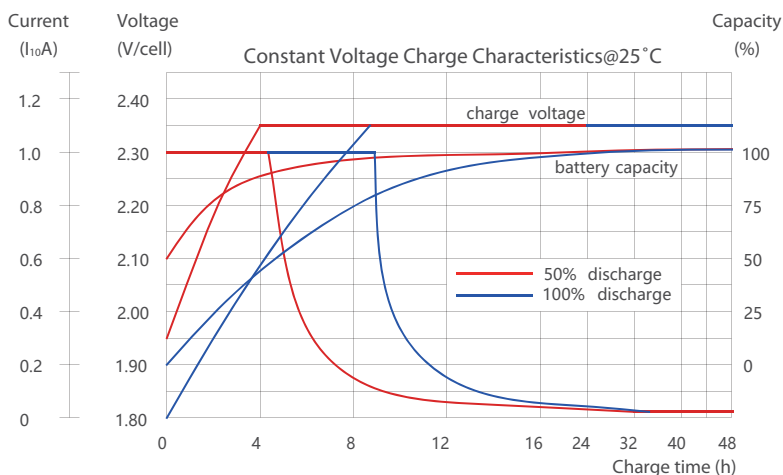
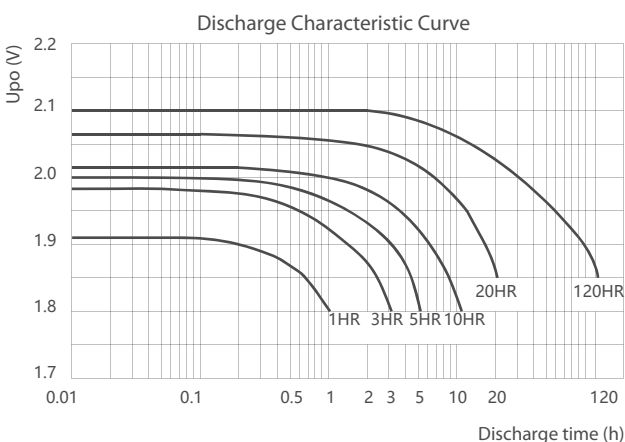
Constant Current Discharge Characteristics Unit: A (25°C, 77°F)

F.V/Time	1hr	2hr	3hr	4hr	5hr	6hr	8hr	10hr	12hr	20hr	100hr	120hr
1.80V	96	63.5	50	39	34	30	24	20	17	11	--	--
1.83V	94	62	46.5	38	32.5	29	23	19.5	16.5	10.8	--	--
1.85V	92	60	45	37	32	28.5	22	18.5	16	10.5	2.5	2.1
1.87V	89	58	44.5	36	31.5	27.5	21	18	15.5	10.2	2.4	2
1.90V	81	55	42	34.5	30	26	20	17.5	15	10	2.3	1.9

Constant Power Discharge Characteristics Unit: W/cell (25°C, 77°F)

F.V/Time	1hr	2hr	3hr	4hr	5hr	6hr	8hr	10hr	12hr	20hr	100hr	120hr
1.80V	181	122	96	74.5	65	58	46	38.5	33	22	--	--
1.83V	176.5	120	90	73	63	56.5	45	38	32.5	21.5	--	--
1.85V	173	118	88	72	62	56	43	36.5	31.5	21	4.9	4.1
1.87V	170	112	86	70	61	54	41	35.5	30.5	20.5	4.7	3.9
1.90V	156	106	82	67	59	51	39	34.5	29.5	20	4.5	3.7

Performance Curve



*Declaration:

This information is generally descriptive only and is not intended to make or imply any representation, guarantee or warranty with respect to any cells and batteries. Cell and battery designs/specifications are subject to modification without notice. Contact CHINASHOTO for the latest information.

Welcome to Visit : www.chinashoto.com