

GFMHR-LW Series

High-rate Valve-regulated Lead Acid Battery

GFMHR-500W



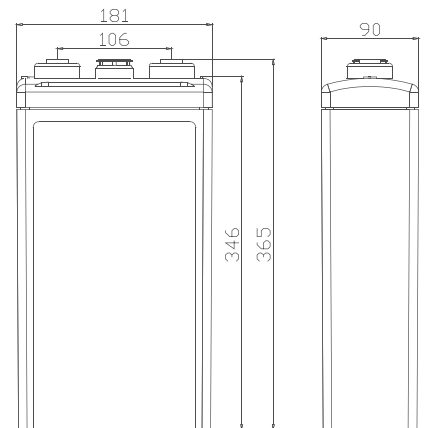
Main Applications

- ▣ IDC and UPS
- ▣ High power & large current application scenarios
- ▣ Backup power for high precision device
- ▣ Emergency lighting, navigation lights

Benefits

- ▣ Specifically designed for high power & large current application scenarios with superior high rate, short term power
- ▣ Designed life of 12 years
- ▣ Low annual operating cost
- ▣ High security, reliability and stability

Dimensions



Technical Parameters

Nominal Voltage	2 V
Capacity	180 Ah @ 10hr to 1.80 V per cell @ 25°C(77°F)
Weight	11.7kg (25.76 lbs)
Dimensions	Length: 90 mm (3.54 in) Width: 181 mm (7.13 in) Height: 346 mm (13.62 in) Total height: 365 mm (14.37 in)
Internal Resistance (full charged)	0.70 mΩ
Short-circuit Current	2900 A
Self Discharge @25°C(77°F)	Less than 8% after 90 days storage
Operating Temperature Range	Discharge: -40°C ~ 50°C(-40°F ~ 122°F) Charge: -20°C ~ 45°C(-4°F ~ 113°F) Storage: -20°C ~ 40°C(-4°F ~ 104°F)
Recommended Operating Temperature	15°C ~ 25°C (59°F ~ 77°F)
Recommended Charging Current	27 A
Charging Voltage @25°C(77°F)	Float: 2.25 V/cell Equalize: 2.35 V/cell
Terminal	M8
Container Materials	ABS/ABS V0 (Optional)
Capacity Affected by Temperature (C ₁₀)	105% @ 40°C (104°F) 85% @ 0°C (32°F) 60% @ -20°C (-4°F)
Design life @25°C (77°F)	12 years

Certification

- ☑ ISO9001: 2008
(NO.03015Q10076R4M)
- ☑ ISO14001: 2004
(NO.03016E10080R2L)
- ☑ GB/T 28001-2011
(NO.03014S10092R2M)

Technical Features

- ▣ Lower internal resistance and voltage drop, suited for high rate discharge applications and high efficient UPS
- ▣ Lower self-discharge rate, better charge acceptability and higher sealing reaction efficiency
- ▣ Exquisite craftsmanship and good coherence of internal resistance, capacity

GFMHR-LW Series

High-rate Valve-regulated Lead Acid Battery

GFMHR-500W



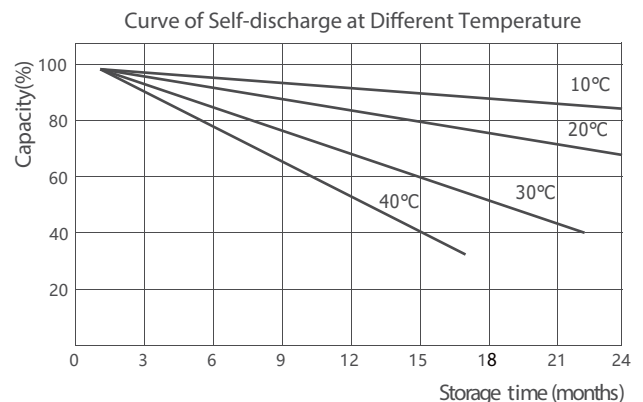
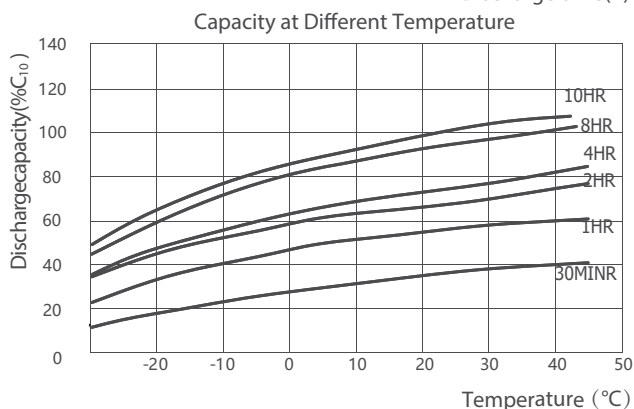
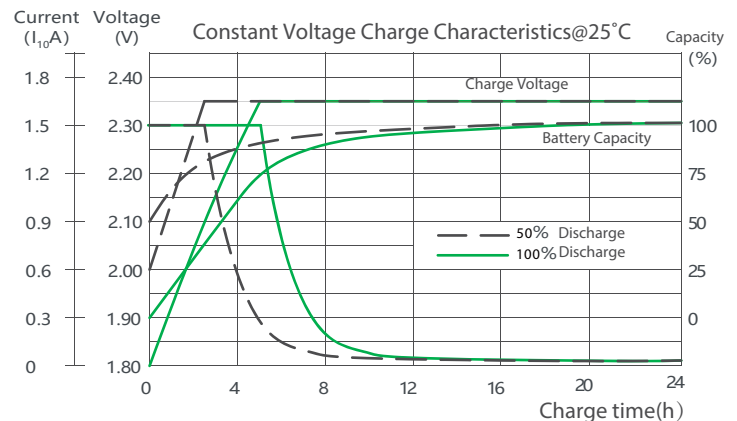
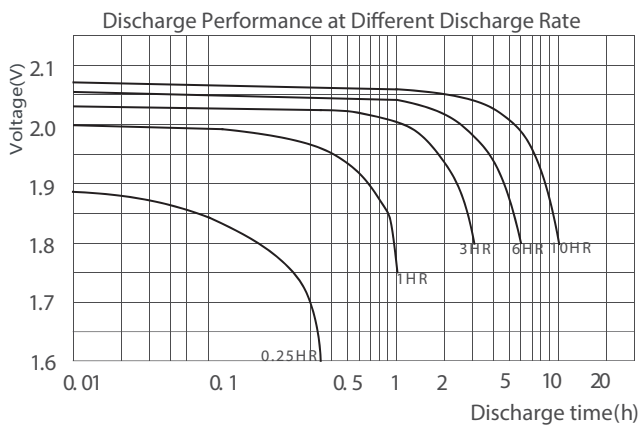
Constant Current Discharge Characteristics Unit: A (25°C, 77°F)

F.V/Time	5min	10min	15min	20min	30min	1h	2h	3h	4h	5h	6h	8h	10h
1.60V	446	347	310	247	207	114	--	--	--	--	--	--	--
1.67V	421	321	287	236	200	111	70.1	49.4	38.1	32.6	--	--	--
1.70V	404	305	270	226	194	108	68.8	48.7	37.3	32.4	29.3	23.9	--
1.75V	341	278	247	207	188	104	66.8	47.8	37.0	32.2	28.9	23.6	18.8
1.80V	308	235	219	181	165	93	64.7	46.8	36.3	32.0	28.6	23.4	18.2
1.85V	250	193	183	148	138	73	61.7	43.7	33.6	30.3	27.5	22.5	17.7

Constant Power Discharge Characteristics Unit: W/cell (25°C, 77°F)

F.V/Time	5min	10min	15min	20min	30min	1h	2h	3h	4h	5h	6h	8h	10h
1.60V	686	602	524	431	361	208	--	--	--	--	--	--	--
1.67V	659	581	500	418	354	204	125	92.4	71.8	63.2	--	--	--
1.70V	611	557	483	396	351	200	123	91.3	70.6	62.8	57.2	46.7	--
1.75V	530	515	453	382	346	194	120	89.5	69.9	62.4	56.3	46.4	37.6
1.80V	496	431	407	334	308	175	118	88.3	69.0	62.2	56.0	46.0	36.5
1.85V	421	373	346	280	262	142	116	85.6	66.6	61.5	55.9	45.7	35.4

Performance Curve



*Declaration:

This information is generally descriptive only and is not intended to make or imply any representation, guarantee or warranty with respect to any cells and batteries. Cell and battery designs/specifications are subject to modification without notice. Contact CHINASHOTO for the latest information.

Welcome to Visit : www.chinashoto.com