

GFM

Series VRLA Battery

GFM-500



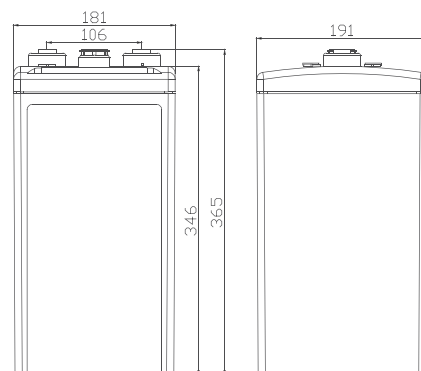
Main Applications

- ▶ Backup power for telecom and signal system
- ▶ Backup power for electric system and nuclear plants
- ▶ Storage for solar, wind and hydroelectricity energy
- ▶ Backup power for military and maritime equipment
- ▶ Backup power for UPS, emergency lighting

Benefits

- ▶ Reduce operational cost
- ▶ Excellent deep cycling performance
- ▶ Reduce CO₂ emission
- ▶ Long life

Dimensions



Technical Parameters

Nominal Voltage	2 V
Capacity	500 Ah @ 10hr to 1.80 V @ 25°C(77°F)
Weight	27.8 kg (61.29 lbs)
Dimensions	Length: 191 mm (7.52 in) Width: 181 mm (7.13 in) Height: 346 mm (13.62 in) Total height: 365 mm (14.37 in)
Internal Resistance (full charged)	0.41 mΩ
Short-circuit Current	4810 A
Self Discharge @25°C(77°F)	Less than 3% after 30 days storage
Operating Temperature Range	Discharge: -40°C ~ 50°C(-40°F ~ 122°F) Charge: -20°C ~ 45°C(-4°F ~ 113°F) Storage: -20°C ~ 40°C(-4°F ~ 104°F)
Recommended Operating Temperature	15°C ~ 25°C (59°F ~ 77°F)
Recommended Charging Current	75 A
Charging Voltage @25°C(77°F)	Float: 2.23 V/cell Equalize: 2.35 V/cell
Terminal	M8
Container Materials	ABS/ABS V0 (Optional)
Capacity Affected by Temperature(C ₁₀)	106% @ 40°C(104°F) 80% @ 0°C(32°F) 50% @ -20°C(-4°F)
Design life @25°C(77°F)	15 years

Certification

- ISO 9001: 2008
- ISO 14001: 2004
- GB/T 28001- 2011
- UL
- CE

Technical Features

- ▶ Best performance for charge acceptability
- ▶ Excellent capacity retention rate
- ▶ Excellent capacity recovery performance
- ▶ Long life design for cyclic or float application

GFM

Series VRLA Battery

GFM-500



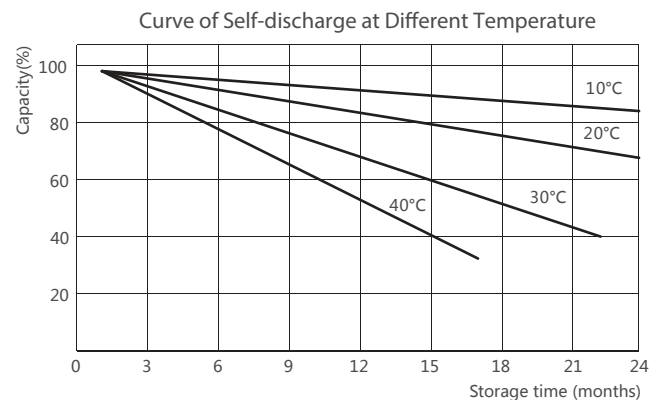
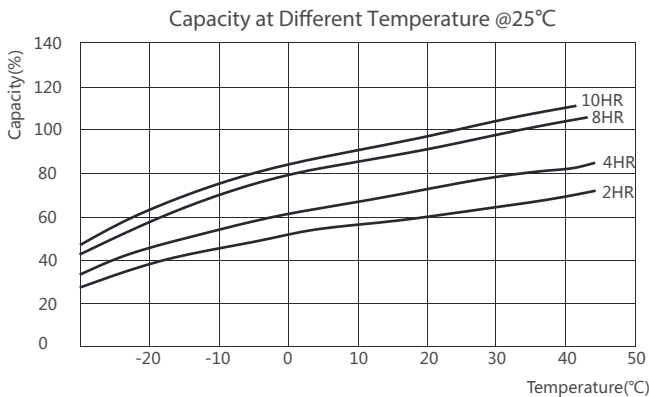
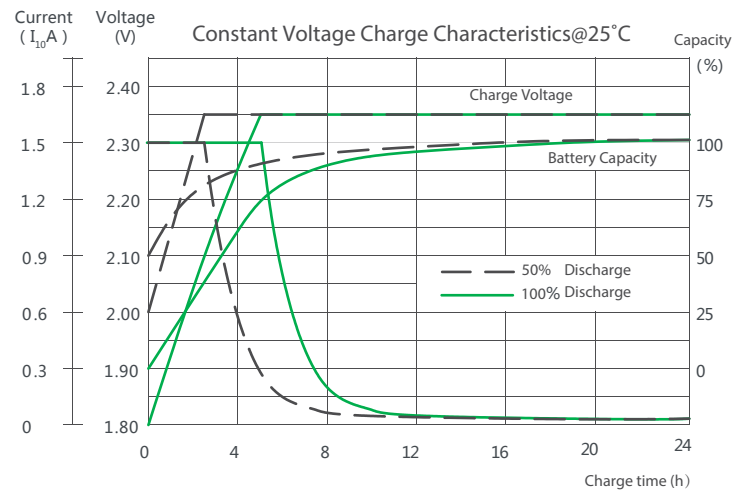
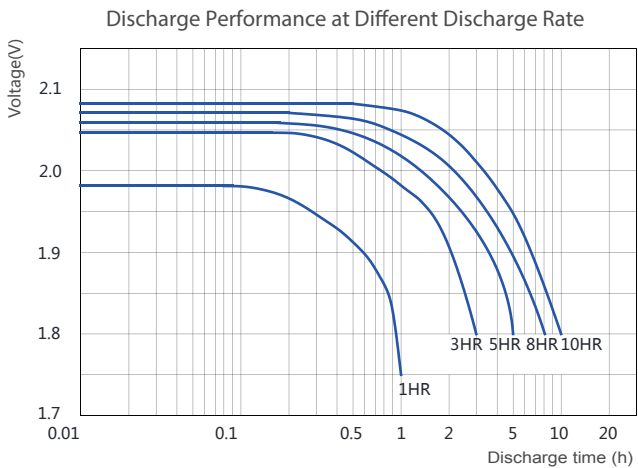
Constant Current Discharge Characteristics Unit: A (25°C,77°F)

F.V/Time	1h	1.5h	2h	3h	4h	5h	6h	8h	10h
1.90V	210	180	144	107.5	90.4	74.0	63.7	54.9	44.7
1.85V	233	204	154	118.9	97.1	80.8	68.6	58.1	48.3
1.80V	257	209	164	125.5	101.0	85.6	75.5	59.8	50.3
1.75V	277	219	171	129.2	102.9	87.5	76.5	61.0	51.0
1.70V	292	229	177	132.1	104.8	88.2	77.5	61.5	51.5
1.65V	304	233	181	133.0	105.8	88.5	78.4	61.8	51.7

Constant Power Discharge Characteristics Unit: W/cell (25°C,77°F)

F.V/Time	1h	1.5h	2h	3h	4h	5h	6h	8h	10h
1.90V	411	354	285	216.0	183.0	150.2	129.4	111.0	90.9
1.85V	458	396	302	235.4	193.9	162.0	138.5	116.9	97.6
1.80V	498	405	317	247.5	200.3	170.6	150.8	119.9	100.8
1.75V	523	420	330	252.9	203.7	173.2	153.2	122.1	101.9
1.70V	550	435	339	256.7	206.4	175.2	154.8	122.8	102.8
1.65V	565	440	344	258.3	207.7	176.0	155.6	123.1	103.1

Performance Curve



*Declaration:

This information is generally descriptive only and is not intended to make or imply any representation, guarantee or warranty with respect to any cells and batteries. Cell and battery designs/specifications are subject to modification without notice. Contact CHINASHOTO for the latest information.

Welcome to Visit : www.chinashoto.com