

# GFM

## Series VRLA Battery

### GFM-1500



SHUANGDENG GROUP

shoto



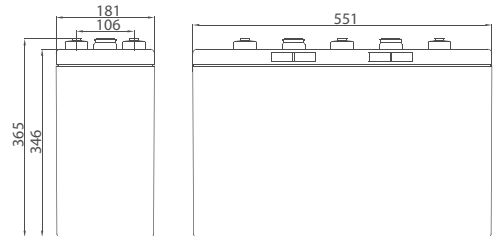
### Main Applications

- ▶ Backup power for telecom and signal system
- ▶ Backup power for electric system and nuclear plants
- ▶ Storage for solar, wind and hydroelectricity energy
- ▶ Backup power for military and maritime equipment
- ▶ Backup power for UPS, emergency lighting

### Benefits

- ▶ Reduce operational cost
- ▶ Excellent deep cycling performance
- ▶ Reduce CO<sub>2</sub> emission
- ▶ Long life

### Dimensions



### Technical Parameters

Nominal Voltage	2 V
Capacity	1500 Ah @ 10hr to 1.80 V @ 25°C(77°F)
Weight	85.5 kg (188.50 l bs)
Dimensions	Length: 551 mm (21.69 in) Width: 181 mm (7.13 in) Height: 346 mm (13.62 in) Total height: 365 mm (14.37 in)
Internal Resistance (full charged)	0.29 mΩ
Short-circuit Current	12000A
Self Discharge @25°C(77°F)	Less than 3% after 30 days storage
Operating Temperature Range	Discharge: -40°C ~ 50°C(-40°F ~ 122°F) Charge: -20°C ~ 45°C(-4°F ~ 113°F) Storage: -20°C ~ 40°C(-4°F ~ 104°F)
Recommended Operating Temperature	15°C ~ 25°C (59°F ~ 77°F)
Recommended Charging Current	225 A
Charging Voltage @25°C(77°F)	Float: 2.23 V/cell Equalize: 2.35 V/cell
Terminal	M8
Container Materials	ABS/ABS V0 (Optional)
Capacity Affected by Temperature(C <sub>10</sub> )	106% @ 40°C(104°F) 80% @ 0°C(32°F) 50% @ -20°C(-4°F)
Design life @25°C(77°F)	15 years

### Certification

- ISO 9001: 2008
- ISO 14001: 2004
- GB/T 28001- 2011
- UL
- CE

### Technical Features

- ▶ Best performance for charge acceptability
- ▶ Excellent capacity retention rate
- ▶ Excellent capacity recovery performance
- ▶ Long life design for cyclic or float application

# GFM

## Series VRLA Battery

### GFM-1500



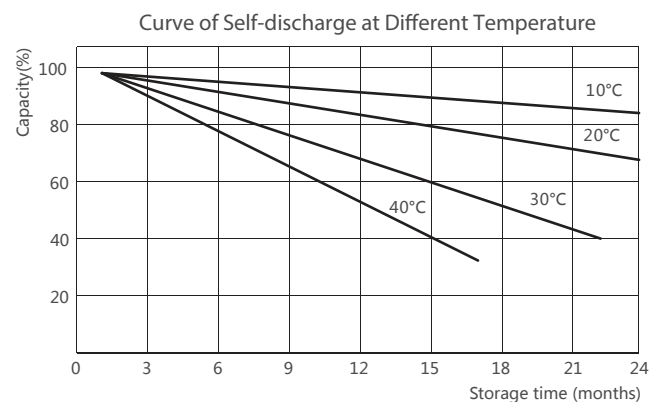
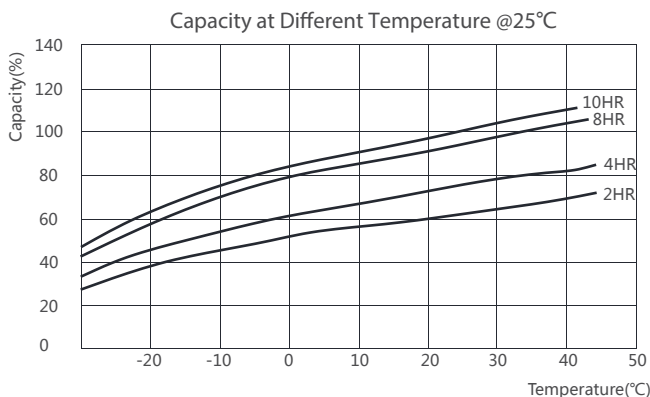
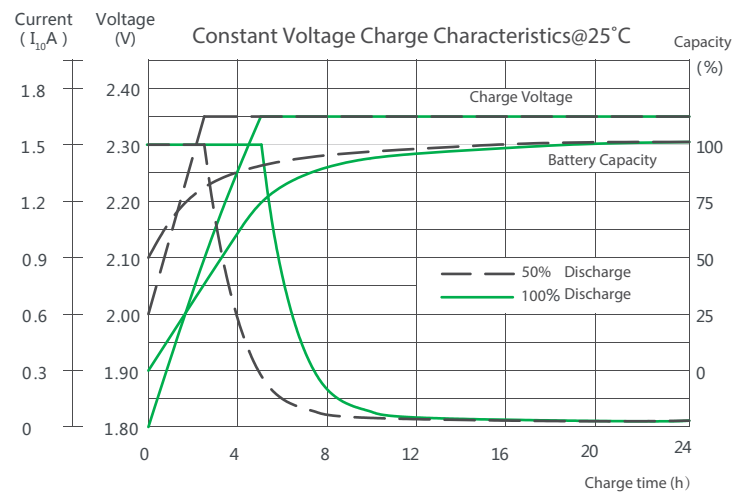
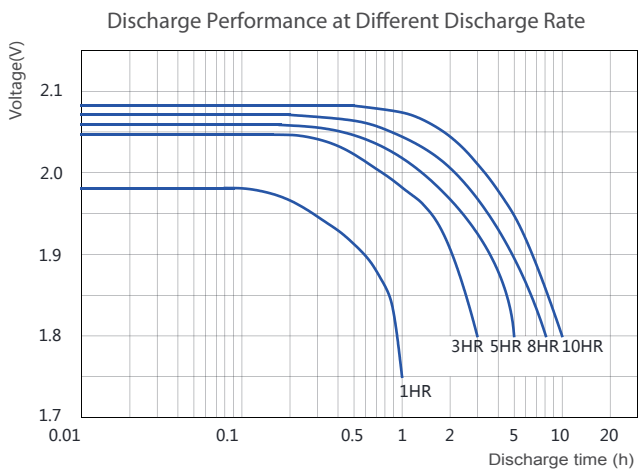
### Constant Current Discharge Characteristics Unit: A (25°C,77°F)

F.V/Time	1h	1.5h	2h	3h	4h	5h	6h	8h	10h
1.90V	585	537	432	323	272	223	192	164	134
1.85V	648	610	462	355	292	243	207	174	144
1.80V	773	628	490	378	302	256	226	179	151
1.75V	827	658	514	387	308	262	230	183	153
1.70V	875	687	530	396	313	265	233	185	154
1.65V	912	700	542	399	317	266	234	186	155

### Constant Power Discharge Characteristics Unit: W/cell (25°C,77°F)

F.V/Time	1h	1.5h	2h	3h	4h	5h	6h	8h	10h
1.90V	1144	1060	856	649	549	451	388	333	272
1.85V	1271	1189	906	706	582	486	415	351	293
1.80V	1494	1214	953	743	601	512	452	360	302
1.75V	1568	1262	990	758	611	519	459	366	306
1.70V	1648	1307	1015	771	620	526	464	368	308
1.65V	1693	1319	1031	774	623	529	467	369	309

### Performance Curve



**\*Declaration:**

This information is generally descriptive only and is not intended to make or imply any representation, guarantee or warranty with respect to any cells and batteries. Cell and battery designs/specifications are subject to modification without notice. Contact CHINASHOTO for the latest information.

Welcome to Visit : [www.chinashoto.com](http://www.chinashoto.com)