

FTC

Front Terminal Cycle Battery

FTC-100



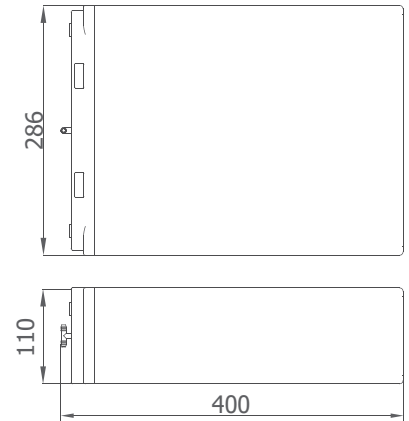
Main Applications

- ▶ Renewable energy (wind & solar) site
- ▶ Off-grid & bad-grid environment
- ▶ Communication and signal systems
- ▶ UPS and emergency illumination
- ▶ IDC

Benefits

- ▶ Reduce operational cost (less cooling consumption)
- ▶ Reduce CO₂ emission
- ▶ Deep cycle rate life ≥ 1500 (at 25°C, 60%DOD) & 1350 (at 35°C, 60%DOD)
- ▶ Good floating life performance and extremely high cyclic life

Dimensions



Technical Parameters

Nominal Voltage	12 V
Capacity	100 Ah @10hr to 1.80 V per cell @ 25°C(77°F) 103 Ah @10hr to 1.80 V per cell @ 35°C(95°F)
Weight	35.5 kg(78.26 lbs)
Dimensions	Length: 400 mm (15.75 in) Width: 110 mm (4.33 in) Height: 286 mm (11.26 in)
Internal Resistance (full charged)	5.5 mΩ
Short-circuit Current	1659 A
Self Discharge @ 35°C(95°F)	Less than 4% after 30 days storage
Operating Temperature Range	Discharge: -40°C ~ 65°C(-40°F ~ 149°F) Charge: -20°C ~ 45°C(-4°F ~ 113°F) Storage: -20°C ~ 40°C(-4°F ~ 104°F)
Recommended Operating Temperature	15°C ~ 35°C(59°F ~ 95°F)
Maximum Charging Current	30 A
Charging Voltage @35°C(95°F)	Float: 2.23 V/cell Equalize: 2.35 V/cell
Terminal	M6
Container Materials	High strength ABS/High strength ABS V0(Optional)
Capacity Affected by Temperature(C ₁₀)	105% @ 40°C(104°F) 85% @ 0°C(32°F) 60% @ -20°C(-4°F)
Design Life @35°C(95°F)	15 years

Certification

- ISO9001:2008
- ISO14001:2004
- GB/T 28001-2011
- UL
- CE

Technical Features

- ▶ Best performance for continuous operation up to 35°C
- ▶ Using advanced lead carbon technology, reduce the cathode sulphation
- ▶ Front terminal connections for fast and easy installation and maintenance
- ▶ Horizontal structure design, delay electrolyte stratification, extend battery service life

FTC

Front Terminal Cycle Battery

FTC-100



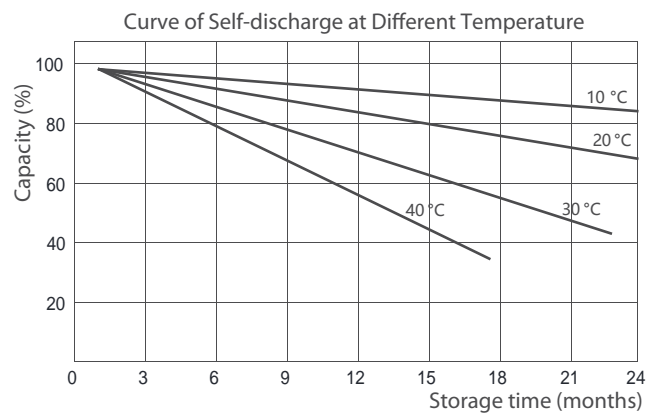
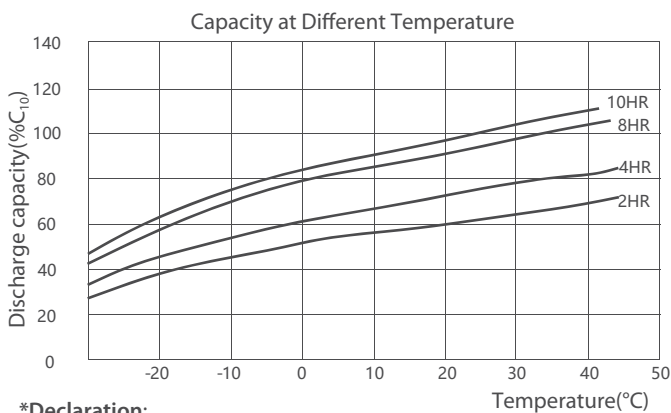
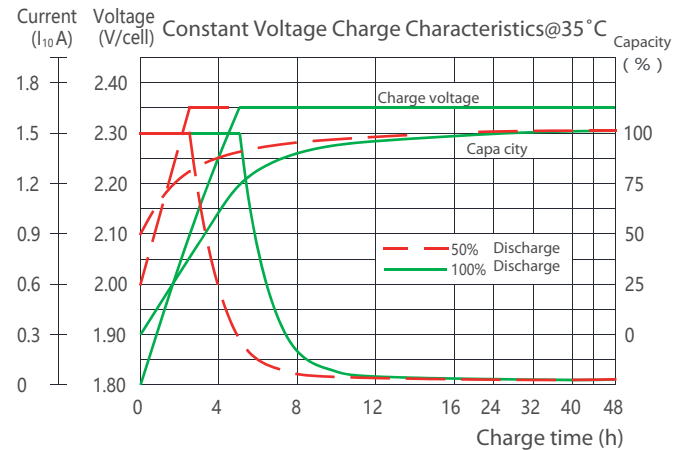
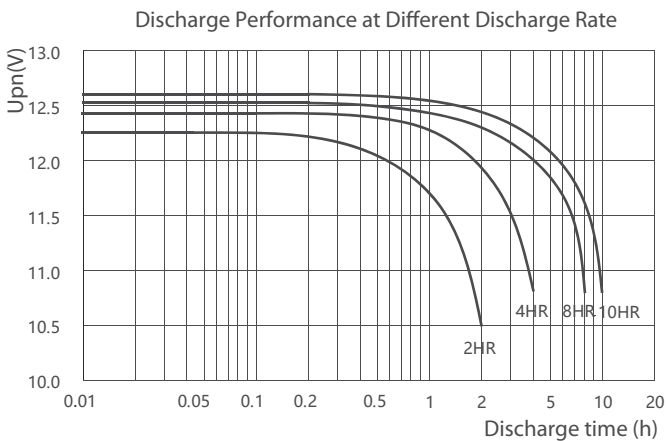
Constant Current Discharge Characteristics Unit: A (35°C,95°F)

F.V/Time	30min	1hr	2hr	3hr	4hr	5hr	6hr	8hr	10hr	12hr
1.70V	100	55.8	34.4	26.2	21.7	17.9	15.3	12.3	10.2	8.6
1.75V	82.8	55	34.0	25.7	21.4	17.7	15.2	12.2	10.1	8.5
1.80V	78	53.2	33.6	25.1	21.0	17.5	15.1	12.1	10.0	8.4
1.83V	72.6	50.7	33.2	24.8	20.8	17.3	15.0	12.0	9.9	8.3
1.85V	69.7	48.4	32.9	24.5	20.6	17.2	14.9	11.9	9.8	8.2

Constant Power Discharge Characteristics Unit: W/Cell (35°C, 95°F)

F.V/Time	30min	1hr	2hr	3hr	4hr	5hr	6hr	8hr	10hr	12hr
1.70V	175.4	104.0	65.9	48.1	40.0	33.0	28.5	24.6	20.4	17.1
1.75V	155.2	102.8	65.5	47.4	39.5	32.6	28.2	24.4	20.2	16.9
1.80V	146.0	99.3	65.2	46.7	39.0	32.3	28.0	24.2	20.1	16.8
1.83V	135.6	97.0	64.7	46.2	38.7	32.0	27.8	24.1	19.9	16.6
1.85V	132.7	94.6	64.4	46.0	38.4	31.9	27.6	24.0	19.8	16.5

Performance Curve



***Declaration:**

This information is generally descriptive only and is not intended to make or imply any representation, guarantee or warranty with respect to any cells and batteries. Cell and battery designs/specifications are subject to modification without notice. Contact CHINASHOTO for the latest information.

Welcome to Visit : www.chinashoto.com