

6-XFMJ Series

Front-terminal Gel Battery

6-XFMJ-90



Main Applications

- ▶ Floating applications for telecom sites
- ▶ Solar & wind energy storage system
- ▶ Off-grid & Bad-grid hybrid sites
- ▶ UPS and emergency illumination

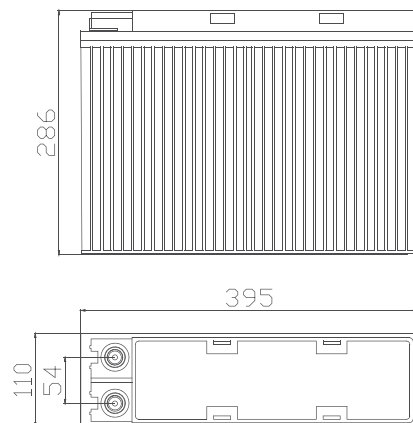
Benefits

- ▶ Long life design for float application, 15years
- ▶ Excellent charge acceptability and deep cycling performance
- ▶ Suitable for 19 inch/23 inch cabinet, reduce the occupied area
- ▶ High performance/price ratio and low annual operating cost

Technical Parameters

Nominal Voltage	12 V
Capacity	90 Ah @ 10hr to 1.80 V per cell @ 25°C (77°F)
Weight	33.5 kg(73.9 lbs)
Dimensions	Length: 395 mm (15.55 in) Width: 110 mm (4.33 in) Height: 286 mm (11.26 in)
Internal Resistance (full charged)	5.0 mΩ
Short-circuit Current	2400 A
Self Discharge @25°C(77°F)	Less than 4% after 28 days storage
Operating Temperature Range	Discharge: -20°C ~ 50°C(-4°F ~ 122°F) Charge: -20°C ~ 50°C(-4°F ~ 122°F) Storage: 5°C ~ 40°C(41°F ~ 104°F)
Recommended Operating Temperature	15°C ~ 25°C (59°F ~ 77°F)
Recommended Charging Current	13.5 A
Charging Voltage @25°C(77°F)	Float: 2.25 V/cell Equalize: 2.35 V/cell
Terminal	M6
Container Materials	ABS/ABS V0 (Optional)
Capacity Affected by Temperature(C ₁₀)	105% @ 40°C(104°F) 85% @ 0°C(32°F) 60% @ -20°C(-4°F)
Design Life @25°C(77°F)	15 years

Dimensions



Certification

- ☑ ISO9001: 2008
(NO.03015Q10076R4M)
- ☑ ISO14001: 2004
(NO.03016E10080R2L)
- ☑ GB/T 28001-2011
(NO.03014S10092R2M)

Technical Features

- ▶ Special gel electrolyte without flowing to avoid acid stratification and can prolong service life
- ▶ Front terminal connections for fast and easy installation and maintenance
- ▶ Excellent discharging ability in low current
- ▶ High stability and security, millions of batteries are in service

6-XFMJ Series

Front-terminal Gel Battery

6-XFMJ-90



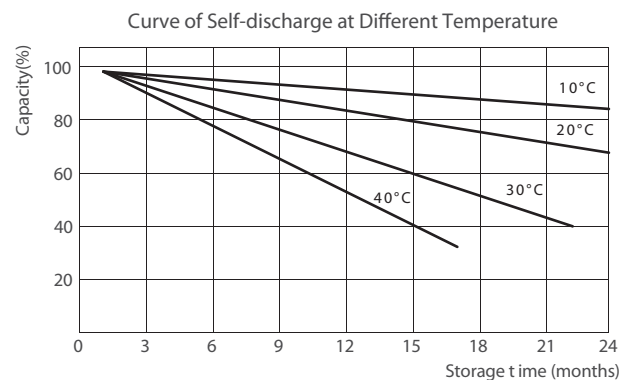
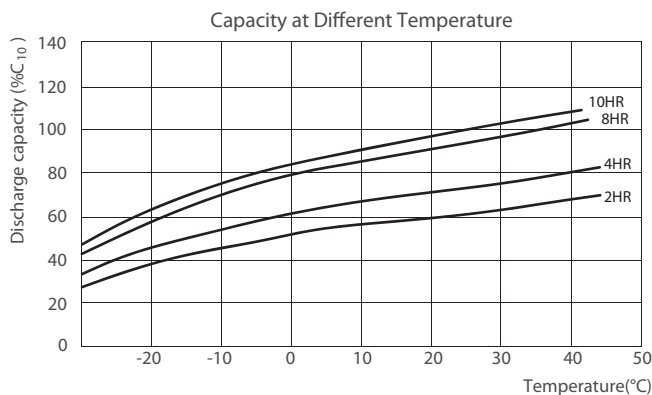
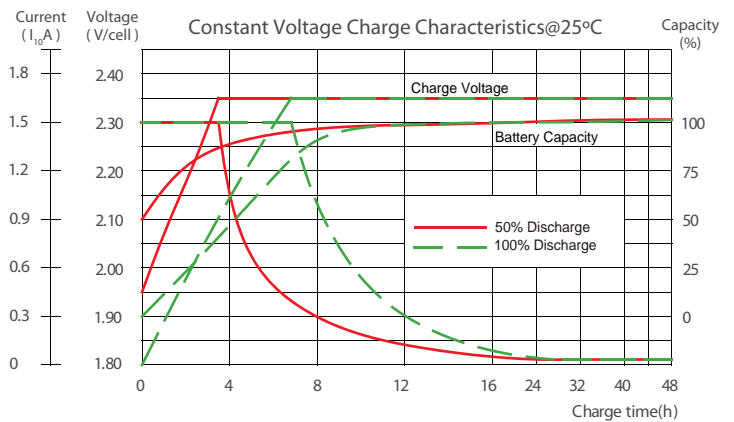
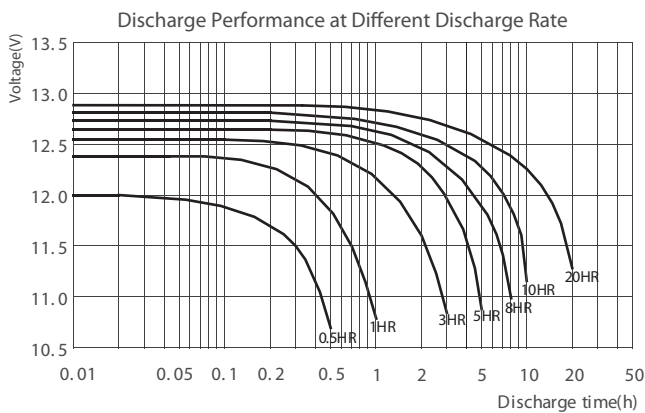
Constant Current Discharge Characteristics Unit: A (25°C, 77°F)

F.V/Time	1 hr	1.5hr	2hr	3hr	4hr	5hr	8 hr	10 hr	20hr
1.90V	41	29	25.7	18.6	15.7	12.2	10.0	8.0	4.1
1.85V	46	34	27.6	20.6	16.3	13.0	10.3	8.6	4.6
1.80V	50	37	30.3	22.5	16.9	14.3	10.7	9.0	4.8
1.75V	52	39	32.0	23.0	17.3	14.6	10.9	9.2	5.0

Constant Power Discharge Characteristics Unit: W/cell (25°C, 77°F)

F.V/Time	1 hr	1.5hr	2hr	3hr	4hr	5hr	8 hr	10 hr	20hr
1.90V	451	338	302	214	181	150	107	104	50
1.85V	491	375	333	235	197	153	111	105	54
1.80V	538	404	347	257	206	167	115	107	56
1.75V	573	467	352	266	215	174	122	113	58

Performance Curve



*Declaration:

This information is generally descriptive only and is not intended to make or imply any representation, guarantee or warranty with respect to any cells and batteries. Cell and battery designs/specifications are subject to modification without notice. Contact CHINASHOTO for the latest information.

Welcome to Visit : www.chinashoto.com