

6-XFMJ Series

Front-terminal Gel Battery

6-XFMJ-135



Main Applications

- ▣ Floating applications for telecom sites
- ▣ Solar & wind energy storage system
- ▣ Off-grid & Bad-grid hybrid sites
- ▣ UPS and emergency illumination

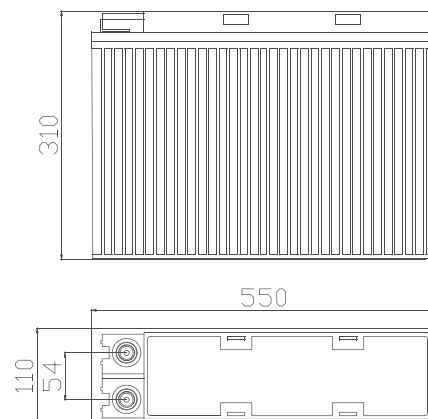
Benefits

- ▣ Long life design for float application, 15years
- ▣ Excellent charge acceptability and deep cycling performance
- ▣ Suitable for 19 inch/23 inch cabinet, reduce the occupied area
- ▣ High performance/price ratio and low annual operating cost

Technical Parameters

Nominal Voltage	12 V
Capacity	135 Ah @ 10hr to 1.80V per cell @ 25°C (77°F)
Weight	47.5 kg (104.7 lbs)
Dimensions	Length: 550 mm (21.65 in) Width: 110 mm (4.33 in) Height: 310 mm (12.20 in)
Internal Resistance (full charged)	4.85 mΩ
Short-circuit Current	2474 A
Self Discharge @25°C(77°F)	Less than 4% after 28 days storage
Operating Temperature Range	Discharge: -20°C ~ 50°C(-4°F ~ 122°F) Charge: -20°C ~ 50°C(-4°F ~ 122°F) Storage: 5°C ~ 40°C(41°F ~ 104°F)
Recommended Operating Temperature	15°C ~ 25°C (59°F ~ 77°F)
Recommended Charging Current	20 A
Charging Voltage @25°C(77°F)	Float: 2.25 V/cell Equalize: 2.35 V/cell
Terminal	M6
Container Materials	ABS/ABS V0 (Optional)
Capacity Affected by Temperature(C ₁₀)	105% @ 40°C(104°F) 85 % @ 0°C(32°F) 60 % @ -20°C(-4°F)
Design Life @25°C(77°F)	15 years

Dimensions



Certification

- ☑ ISO9001: 2008
(NO.03015Q10076R4M)
- ☑ ISO14001: 2004
(NO.03016E10080R2L)
- ☑ GB/T 28001-2011
(NO.03014S10092R2M)

Technical Features

- ▣ Special gel electrolyte without flowing to avoid acid stratification and can prolong service life
- ▣ Front terminal connections for fast and easy installation and maintenance
- ▣ Excellent discharging ability in low current
- ▣ High stability and security, millions of batteries are in service

6-XFMJ Series

Front-terminal Gel Battery

6-XFMJ-135



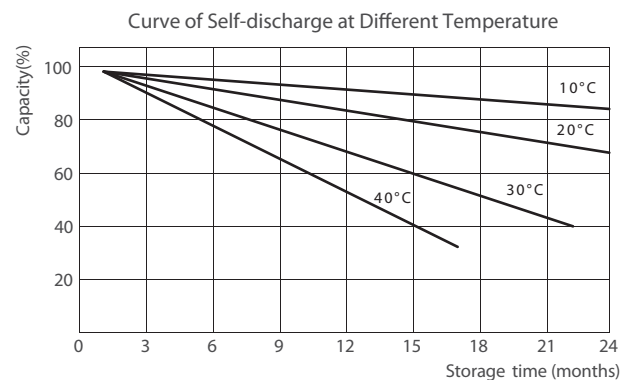
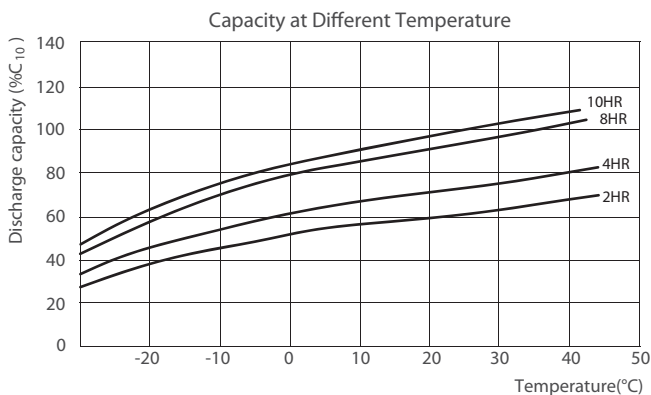
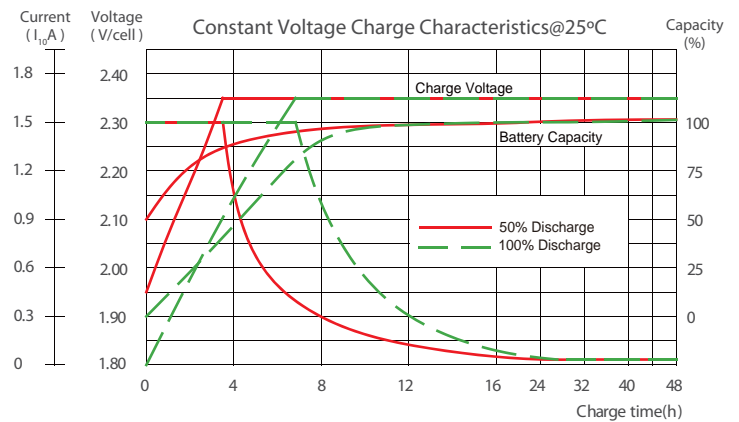
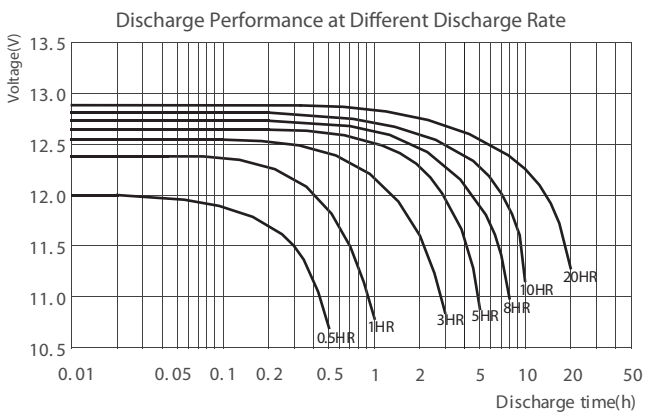
Constant Current Discharge Characteristics Unit: A (25°C, 77°F)

F.V/Time	1 hr	1.5hr	2hr	3hr	4hr	5hr	8 hr	10 hr	20hr
1.90V	62	43	38.6	27.9	23.5	18.2	15.0	12.0	6.2
1.85V	69	51	41.4	30.9	24.4	19.4	15.4	12.8	6.9
1.80V	76	55	45.5	33.8	25.4	21.5	16.1	13.5	7.2
1.75V	78	58	47.9	34.4	25.9	21.9	16.3	13.8	7.4

Constant Power Discharge Characteristics Unit: W (25°C, 77°F)

F.V/Time	1 hr	1.5hr	2hr	3hr	4hr	5hr	8 hr	10 hr	20hr
1.90V	677	507	453	321	272	225	161	156	75
1.85V	737	563	500	353	296	230	167	158	81
1.80V	807	606	521	386	309	251	173	161	84
1.75V	860	701	528	399	323	261	183	170	87

Performance Curve



*Declaration:

This information is generally descriptive only and is not intended to make or imply any representation, guarantee or warranty with respect to any cells and batteries. Cell and battery designs/specifications are subject to modification without notice. Contact CHINASHOTO for the latest information.

 Welcome to Visit : www.chinashoto.com