

6-XFMJ Series

Front-terminal Gel Battery

6-XFMJ-100



Main Applications

- ▶ Floating applications for telecom sites
- ▶ Solar & wind energy storage system
- ▶ Off-grid & Bad-grid hybrid sites
- ▶ UPS and emergency illumination

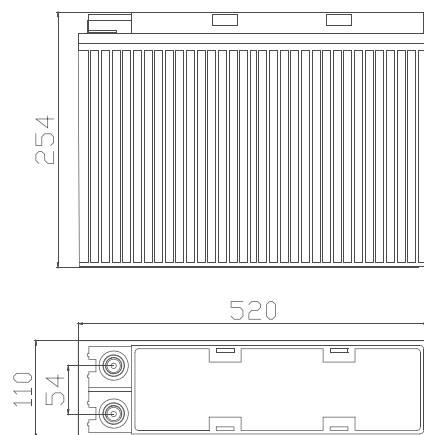
Benefits

- ▶ Long life design for float application, 15years
- ▶ Excellent charge acceptability and deep cycling performance
- ▶ Suitable for 19 inch/23 inch cabinet, reduce the occupied area
- ▶ High performance/price ratio and low annual operating cost

Technical Parameters

Nominal Voltage	12 V
Capacity	100 Ah @ 10hr to 1.80 V per cell @ 25°C (77°F)
Weight	37.5 kg(82.7 lbs)
Dimensions	Length: 520 mm (20.47 in) Width: 110 mm (4.33 in) Height: 254 mm (10.00 in)
Internal Resistance (full charged)	4.75 mΩ
Short-circuit Current	2526 A
Self Discharge @25°C(77°F)	Less than 4% after 28 days storage
Operating Temperature Range	Discharge: -20°C ~ 50°C(-4°F ~ 122°F) Charge: -20°C ~ 50°C(-4°F ~ 122°F) Storage: 5°C ~ 40°C(41°F ~ 104°F)
Recommended Operating Temperature	15°C ~ 25°C (59°F ~ 77°F)
Recommended Charging Current	15 A
Charging Voltage @25°C(77°F)	Float: 2.25 V/cell Equalize: 2.35 V/cell
Terminal	M6
Container Materials	ABS/ABS V0 (Optional)
Capacity Affected by Temperature(C ₁₀)	105% @ 40°C(104°F) 85% @ 0°C(32°F) 60% @ -20°C(-4°F)
Design Life @25°C(77°F)	15 years

Dimensions



Certification

- ISO9001: 2008
(NO.03015Q10076R4M)
- ISO14001: 2004
(NO.03016E10080R2L)
- GB/T 28001-2011
(NO.03014S10092R2M)

Technical Features

- ▶ Special gel electrolyte without flowing to avoid acid stratification and can prolong service life
- ▶ Front terminal connections for fast and easy installation and maintenance
- ▶ Excellent discharging ability in low current
- ▶ High stability and security, millions of batteries are in service

6-XFMJ Series

Front-terminal Gel Battery

6-XFMJ-100



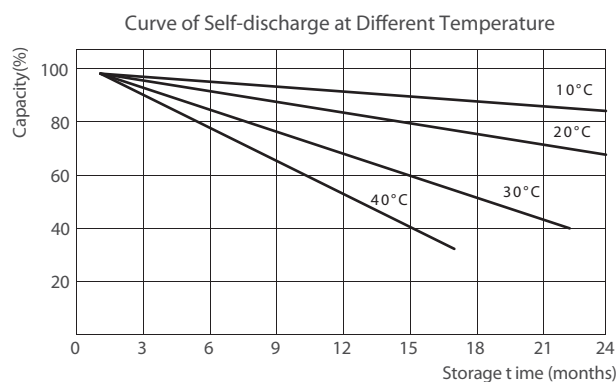
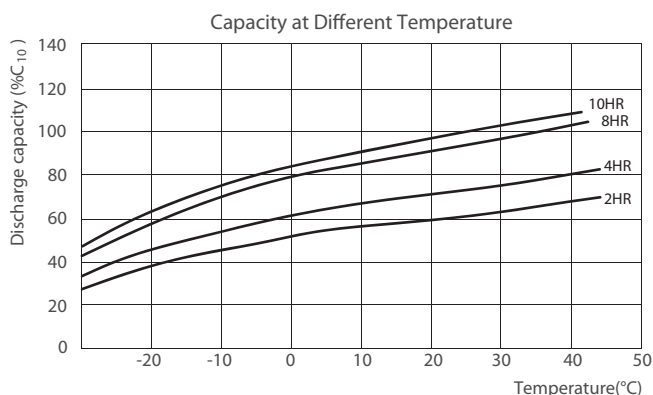
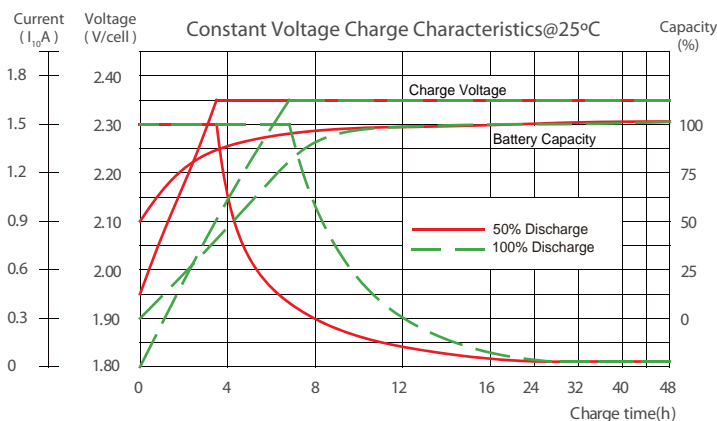
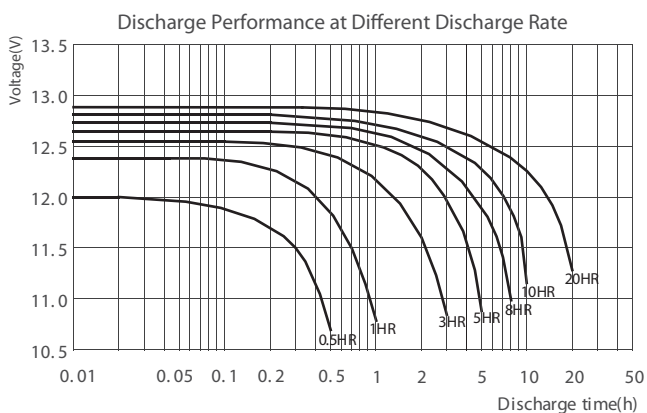
Constant Current Discharge Characteristics Unit: A (25°C, 77°F)

F.V/Time	1 hr	1.5hr	2hr	3hr	4hr	5hr	8 hr	10 hr	20hr
1.90V	46	32	28.6	20.7	17.4	13.5	11.1	8.9	4.6
1.85V	51	38	30.7	22.9	18.1	14.4	11.4	9.5	5.1
1.80V	56	41	33.7	25.0	18.8	15.9	11.9	10.0	5.3
1.75V	58	43	35.5	25.5	19.2	16.2	12.1	10.2	5.5

Constant Power Discharge Characteristics Unit: W (25°C, 77°F)

F.V/Time	1 hr	1.5hr	2hr	3hr	4hr	5hr	8 hr	10 hr	20hr
1.90V	501	375	335	238	201	167	119	115	55
1.85V	545	417	370	261	219	170	123	116	60
1.80V	598	449	385	285	229	185	128	119	62
1.75V	637	519	391	296	239	193	136	126	64

Performance Curve



*Declaration:

This information is generally descriptive only and is not intended to make or imply any representation, guarantee or warranty with respect to any cells and batteries. Cell and battery designs/specifications are subject to modification without notice. Contact CHINASHOTO for the latest information.

Shoto Welcome to Visit : www.chinashoto.com