

6-GFM Series

Valve-Regulated Lead-Acid Battery
6-GFM-200



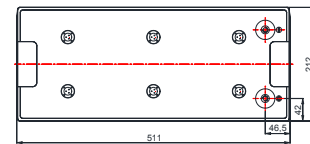
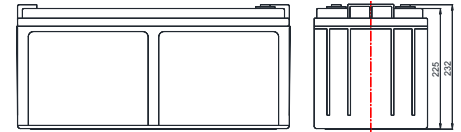
Main Applications

- ▶ Backup power for telecom and signal system
- ▶ Military field, railway system, power system
- ▶ UPS & emergency lighting system
- ▶ Fire alarm and security system

Benefits

- ▶ 10 years design life
- ▶ Safely and reliably sealed
- ▶ High energy density, low internal resistance and low discharge rate
- ▶ Excellent charging acceptability and high sealed reaction efficiency

Dimensions :



Technical Parameters

Nominal Voltage	12 V
Capacity	200Ah @ 10hr to 1.80V per cell @ 25°C(77°F)
Weight	Approx. 58 kg (127.87 lbs)
Dimensions	Length : 511 mm Width : 212 mm Height : 225 mm Total Height : 232 mm
Internal Resistance (full charged)	Approx.2.9 mΩ@ 25°C(77°F)
Maximum Discharge Current	1240 A (5sec)
Self Discharge @25°C(77°F)	Less than 4% after 30 days storage
Operating Temperature Range	Discharge: -40°C~50°C(-40°F~122°F) Charge: -20°C~45°C(-4°F~113°F) Storage:-20°C~40°C(-4°F~104°F)
Recommended Operating Temperature	15°C~25°C (59°F~77°F)
Maximum Charging Current Limited	40 A
Charging Voltage @25°C(77°F)	Float: 2.25 V/cell, Temps coefficient -3 mV/°C Equalize: 2.35 V/cell
Terminal	M8
Container Materials	ABS V0
Capacity Affected by Temperature	105 % @ 40°C 85 % @ 0°C 60 % @ -20°C
Design Life @25°C(77°F)	10 years

Attain Certificate

- ISO 9001
- ISO 14001
- GB/T 28001
- UL
- CE

Technical Features

- ▶ Adopt high strength ABS plastic, compact structure for battery container and valve, good impact resistance, and shock resistant performance
- ▶ Adopt multi-element alloy grids, low internal resistance, good corrosion resistance ability and charging acceptability.
- ▶ New production process for plate, improve the utilization of active material
- ▶ High-purity electrolyte and special additives, low self-discharge
- ▶ Multi-layer seal technology and special seal glue, no leakage and no acid mist escape, safe and reliable

6-GFM Series

Valve-Regulated Lead-Acid Battery
6-GFM-200



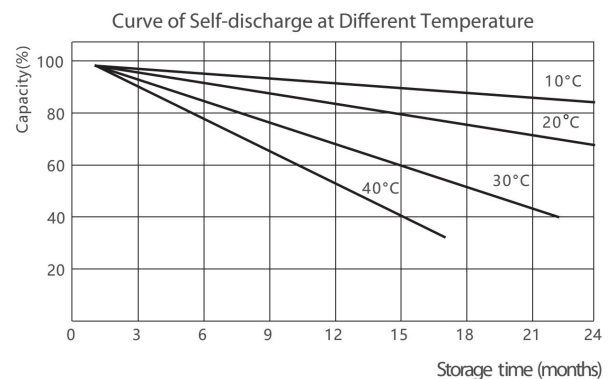
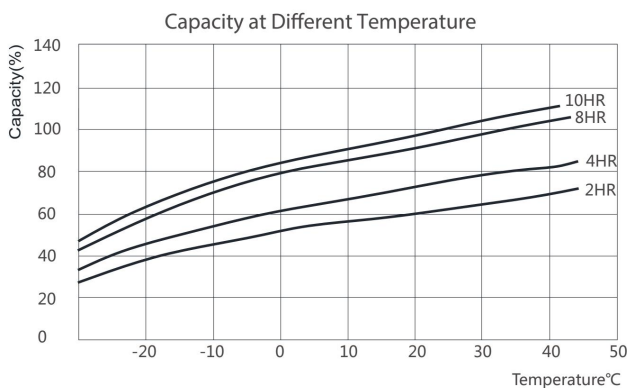
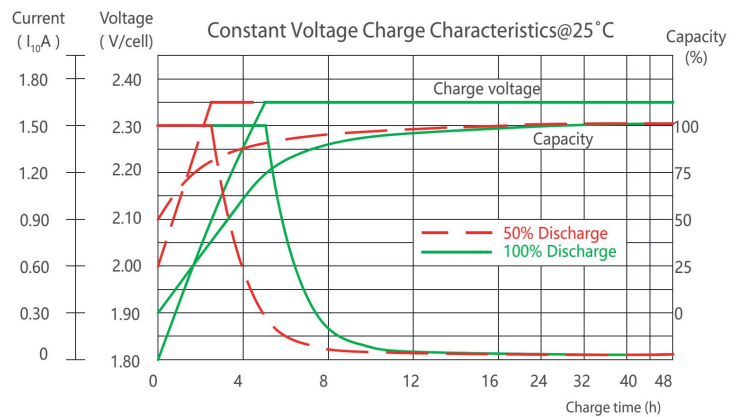
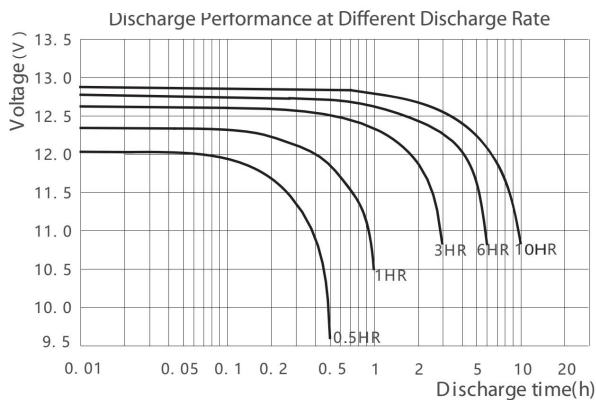
Constant Current Discharge Characteristics Unit: A (25°C, 77°F)

F.V/Time	5min	10min	15min	20min	30min	45min	1hr	2hr	3hr	4hr	5hr	6hr	8hr	10hr	20hr
1.85V/cell	285	265	245	198	148	125	108	64.7	48.2	38.8	32.6	28.7	23.2	19.7	10.4
1.80V/cell	340	298	267	212	157	131	111	67.2	50.0	39.9	33.4	29.4	23.7	20.1	10.6
1.75V/cell	367	315	280	223	165	137	115	69.3	51.2	40.8	34.1	30.0	24.2	20.4	10.7
1.70V/cell	395	333	293	233	172	143	119	71.0	52.3	41.6	34.7	30.5	24.5	20.6	10.8
1.67V/cell	409	341	297	239	178	147	122	72.5	53.2	42.3	35.2	30.9	24.8	20.8	10.9
1.60V/cell	437	358	310	248	184	151	124	73.8	54.0	42.9	35.7	31.2	25.0	21.0	11.0

Constant Power Discharge Characteristics Unit: W/cell (25°C, 77°F)

F.V/Time	5min	10min	15min	20min	30min	45min	1hr	2hr	3hr	4hr	5hr	6hr	8hr	10hr	20hr
1.85V/cell	537	501	463	376	284	242	209	128	95.4	77.0	64.9	57.3	46.5	39.6	20.8
1.80V/cell	622	551	499	401	300	252	214	132	98.6	79.0	66.3	58.5	47.3	40.2	21.2
1.75V/cell	666	580	523	419	313	262	221	136	100	80.5	67.5	59.4	48.0	40.6	21.4
1.70V/cell	702	606	545	435	325	270	227	139	102	81.8	68.5	60.2	48.5	41.0	21.6
1.67V/cell	720	615	552	443	335	278	232	141	104	83.0	69.3	60.8	49.0	41.3	21.7
1.60V/cell	757	639	570	457	343	284	236	143	105	83.7	69.9	61.3	49.3	41.5	21.8

Performance Curve



Declaration: This information is generally descriptive only and is not intended to make or imply any representation, guarantee or warranty with respect to any cells and batteries. Cell and battery designs/specifications are subject to modification without notice. Contact CHINASHOTO for the latest information.

Welcome to Visit: www.chinashoto.com