

6-GFM Series

Valve-Regulated Lead-Acid Battery
6-GFM-150



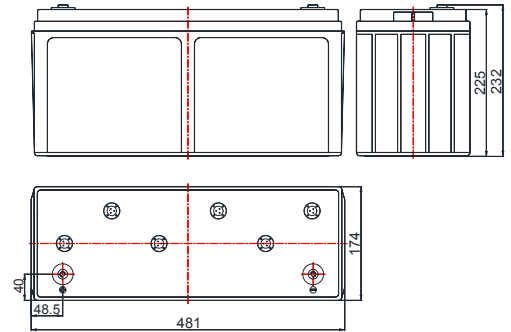
Main Applications

- ▶ Backup power for telecom and signal system
- ▶ Military field, railway system, power system
- ▶ UPS & emergency lighting system
- ▶ Fire alarm and security system

Benefits

- ▶ 10 years design life
- ▶ Safely and reliably sealed
- ▶ High energy density, low internal resistance and low discharge rate
- ▶ Excellent charging acceptability and high sealed reaction efficiency

Dimensions :



Technical Parameters

Nominal Voltage	12 V
Capacity	150Ah @ 10hr to 1.80V per cell @ 25°C(77°F)
Weight	Approx. 44 kg (97 lbs)
Dimensions	Length : 481 mm Width : 174 mm Height : 225 mm Total Height : 232 mm
Internal Resistance (full charged)	Approx.3.3 mΩ@ 25°C(77°F)
Maximum Discharge Current	930 A (5sec)
Self Discharge @25°C(77°F)	Less than 4% after 30 days storage
Operating Temperature Range	Discharge: -40°C~50°C(-40°F~122°F) Charge: -20°C~45°C(-4°F~113°F) Storage:-20°C~40°C(-4°F~104°F)
Recommended Operating Temperature	15°C~25°C (59°F~77°F)
Maximum Charging Current Limited	30 A
Charging Voltage @25°C(77°F)	Float: 2.25 V/cell, Temps coefficient -3 mV/°C Equalize: 2.35 V/cell
Terminal	M8
Container Materials	ABS V0
Capacity Affected by Temperature	105 % @ 40°C 85 % @ 0°C 60 % @ -20°C
Design Life @25°C(77°F)	10 years

Attain Certificate

- ISO 9001
- ISO 14001
- GB/T 28001
- UL
- CE

Technical Features

- ▶ Adopt high strength ABS plastic, compact structure for battery container and valve, good impact resistance, and shock resistant performance
- ▶ Adopt multi-element alloy grids, low internal resistance, good corrosion resistance ability and charging acceptability.
- ▶ New production process for plate, improve the utilization of active material
- ▶ High-purity electrolyte and special additives, low self-discharge
- ▶ Multi-layer seal technology and special seal glue, no leakage and no acid mist escape, safe and reliable

6-GFM Series

Valve-Regulated Lead-Acid Battery
6-GFM-150



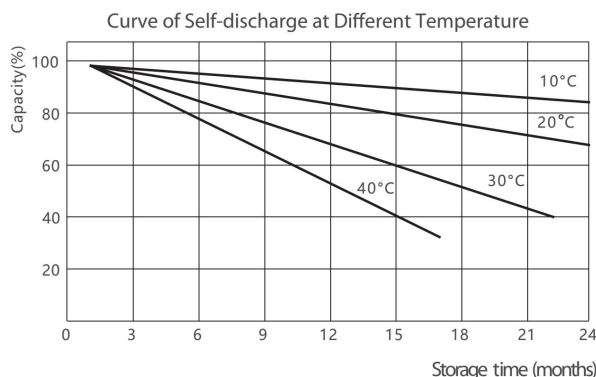
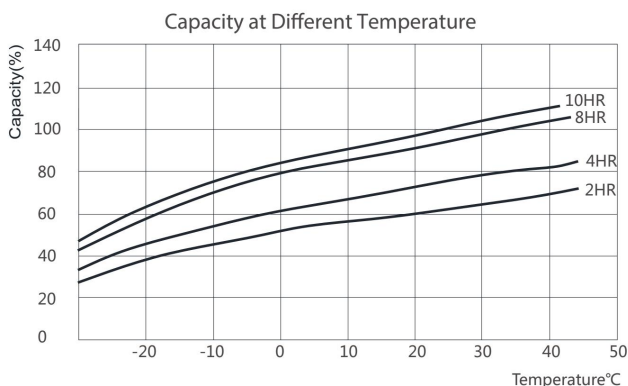
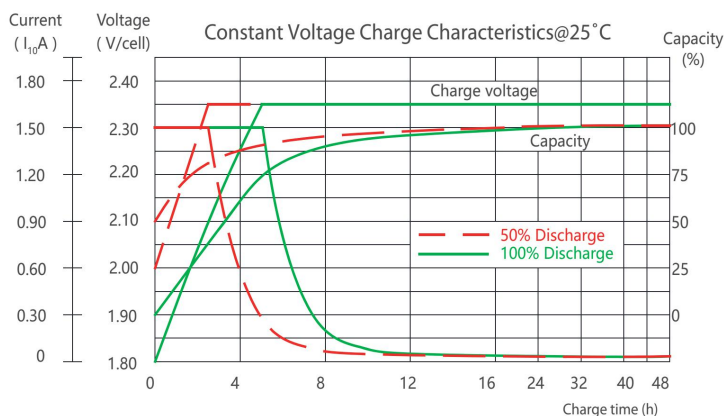
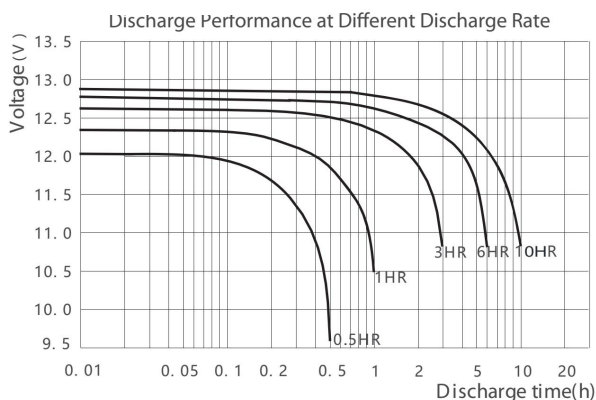
Constant Current Discharge Characteristics Unit: A (25°C, 77°F)

F.V/Time	5min	10min	15min	20min	30min	45min	1hr	2hr	3hr	4hr	5hr	6hr	8hr	10hr	20hr
1.85V/cell	237	218	194	166	124	92.7	81.0	48.5	36.2	29.1	24.4	21.5	17.4	14.8	7.77
1.80V/cell	283	244	211	178	132	96.7	83.3	50.4	37.5	29.9	25.1	22.1	17.8	15.1	7.93
1.75V/cell	306	259	221	187	139	101	86.3	51.9	38.4	30.6	25.6	22.5	18.1	15.3	8.04
1.70V/cell	329	273	231	195	144	104	89.0	53.3	39.2	31.2	26.1	22.8	18.4	15.5	8.13
1.67V/cell	341	280	235	200	149	108	91.2	54.4	39.9	31.7	26.4	23.1	18.6	15.6	8.21
1.60V/cell	364	294	245	208	155	111	93.2	55.4	40.5	32.1	26.7	23.4	18.8	15.7	8.27

Constant Power Discharge Characteristics Unit: W/cell (25°C, 77°F)

F.V/Time	5min	10min	15min	20min	30min	45min	1hr	2hr	3hr	4hr	5hr	6hr	8hr	10hr	20hr
1.85V/cell	447	412	366	315	238	178	156	95.6	71.6	57.7	48.6	43.0	34.9	29.7	15.6
1.80V/cell	519	453	395	337	251	185	160	99.0	74.0	59.2	49.7	43.9	35.5	30.2	15.9
1.75V/cell	555	477	414	351	263	192	166	102	75.4	60.4	50.6	44.6	36.0	30.5	16.0
1.70V/cell	585	498	430	365	272	199	170	104	76.8	61.4	51.3	45.1	36.4	30.7	16.2
1.67V/cell	600	505	436	372	281	204	174	106	78.0	62.2	52.0	45.6	36.7	31.0	16.3
1.60V/cell	630	525	451	383	288	208	177	107	78.8	62.8	52.4	46.0	37.0	31.1	16.4

Performance Curve



Declaration: This information is generally descriptive only and is not intended to make or imply any representation, guarantee or warranty with respect to any cells and batteries. Cell and battery designs/specifications are subject to modification without notice. Contact CHINASHOTO for the latest information.

Welcome to Visit: www.chinashoto.com