

6-GFM Series

VRLA Battery
6-GFM-12



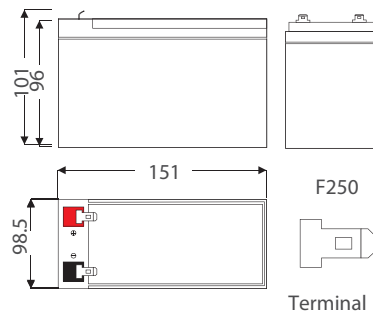
Main Applications

- ▶ UPS/EPS
- ▶ Power systems
- ▶ Telecommunications system
- ▶ Emergency lighting、 Auto control system
- ▶ Solar/wind generating storage cyclic
- ▶ Other general purpose

Benefits

- ▶ Optimized capability of instant high-current discharging
- ▶ Excellent deep cycle discharge capability
- ▶ Strong high and low temperature performance
- ▶ Long life

Dimensions



Technical Parameters

Nominal Voltage	12V
Nominal Capacity	12.0Ah
Design life	5 years
Terminal	F250
Approx. Weight	Approx3.45kg (7.61lbs)
Container Material	ABS
Rated Capacity	12.0Ah 20Hour Rate (0.60A to 10.5V) 9.33Ah 3Hour Rate (3.11A to 10.5V) 7.92Ah 1Hour Rate (7.92A to 9.60V)
Internal resistance	Full charged at 25°C: 18.0 mΩ
Max. Discharge Current	180A(5S)
Operating Temperature	Discharge: -20 ~50°C (-4 ~ 122°F) Charge : -20 ~50°C (-4 ~ 122°F) Storage: -20 ~50°C (-4 ~ 122°F)
Charge Method (25 °C)	Charge current: Max. 3.00A; Recom.1.20A Float Charge voltage(-3mV/°C): 13.5-13.8V,recom.13.5V(Full floating system) 13.5-13.8V,recom.13.62V(Cycle use system) Equalize charge:13.8-14.1V,recom.14.1V(-4mV/ °C) Cycle charge:14.4-15.0V,recom.14.4V(-5mV/ °C)
Self discharge	3% of capacity declined per month at 25°C

Certification

- ISO9001: 2008
(NO.03015Q10076R4M)
- ISO14001: 2004
(NO.03016E10080R2L)
- GB/T 28001-2011
(NO.03014S10092R2M)

Technical Features

- ▶ High corrosion resistant performance:
Pb-Ca multi-alloy grid
- ▶ High energy density and power density
- ▶ Excellent charge acceptance ability
- ▶ Precision sealing technology

6-GFM Series

VRLA Battery
6-GFM-12



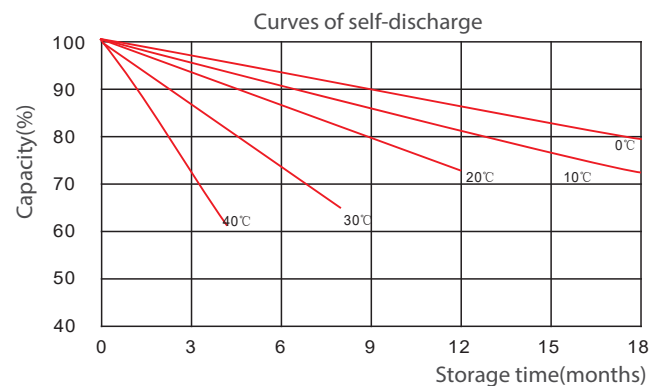
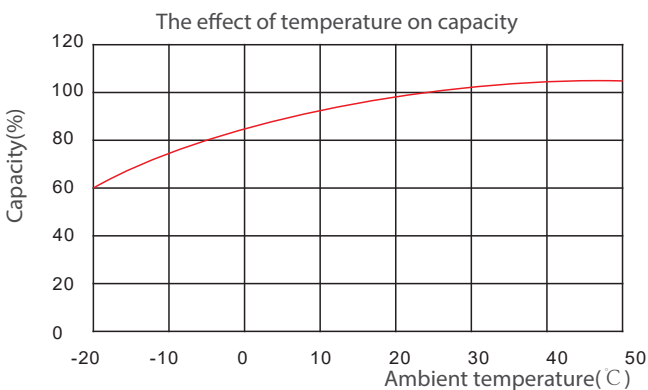
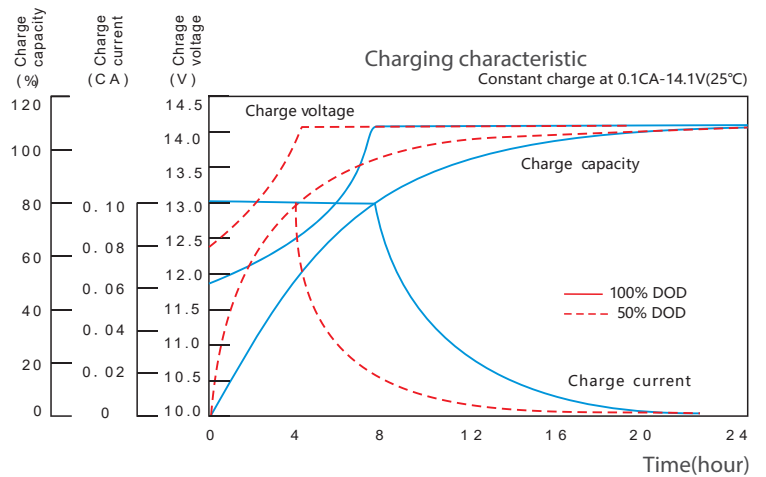
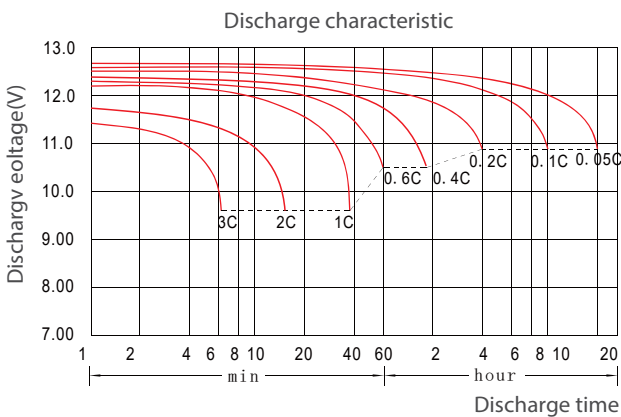
Constant Current Discharge Characteristics Unit: A (25°C, 77°F)

F.V/Time	5min	10min	15min	30min	1hr	2hr	3hr	4hr	5hr	8hr	10hr	20hr
1.60V	47.5	31.1	23.2	15.2	7.92	4.54	3.31	2.65	2.26	1.49	1.19	0.636
1.65V	47.2	29.8	21.2	14.4	7.44	4.36	3.22	2.57	2.21	1.46	1.18	0.624
1.70V	38.6	28.0	19.8	14.0	7.20	4.27	3.16	2.44	2.18	1.44	1.15	0.612
1.75V	35.9	26.6	18.5	13.6	6.95	4.16	3.11	2.40	2.09	1.40	1.13	0.600
1.80V	33.0	25.1	17.2	13.2	6.71	4.06	2.94	2.35	2.00	1.37	1.10	0.576

Constant Power Discharge Characteristics Unit: W/cell (25°C, 77°F)

F.V/Time	5min	10min	15min	30min	1hr	2hr	3hr	4hr	5hr	8hr	10hr	20hr
1.60V	89.2	56.0	42.4	25.6	14.5	8.50	6.26	5.02	4.26	2.81	2.30	1.26
1.65V	82.2	53.0	39.8	25.5	13.7	8.18	6.08	4.86	4.18	2.77	2.26	1.23
1.70V	75.2	51.4	38.0	25.4	13.2	8.02	5.98	4.62	4.06	2.74	2.24	1.22
1.75V	68.2	49.8	36.6	25.1	12.9	7.84	5.90	4.56	3.98	2.63	2.19	1.19
1.80V	61.2	48.2	35.0	24.9	12.7	7.78	5.74	4.52	3.88	2.54	2.14	1.18

Performance Curve



***Declaration:**

This information is generally descriptive only and is not intended to make or imply any representation, guarantee or warranty with respect to any cells and batteries. Cell and battery designs/specifications are subject to modification without notice. Contact CHINASHOTO for the latest information.

Welcome to Visit : www.chinashoto.com