

# 6-FMX-G Series

VRLA AGM-Gel Battery

6-FMX-150BG



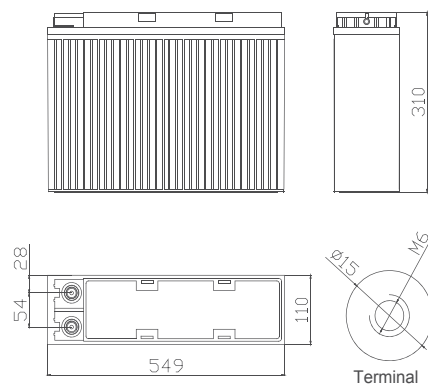
## Main Applications

- ▶ Solar & wind energy storage system
- ▶ Off-grid & bad-grid hybrid sites
- ▶ Floating Operation site

## Benefits

- ▶ Excellent deep cycling performance
- ▶ Long life design for float application, 12 years
- ▶ Suitable for 19inch/23inch cabinet, reduce the occupied area
- ▶ High performance/price ratio and low annual operating cost

## Dimensions



## Technical Parameters

Nominal Voltage	12 V
Capacity	150 Ah @ 10hr to 1.80 V per cell @ 25°C (77°F)
Weight	46.0 kg (101.4 lbs)
Dimensions	Length: 549 mm (21.61 in) Width: 110 mm (4.33 in) Height: 310 mm (12.20 in)
Internal Resistance (full charged)	4.2 mΩ
Short-circuit Current	2173 A
Self Discharge @25°C(77°F)	Less than 4% after 28 days storage
Operating Temperature Range	Discharge: -40°C ~ 50°C (-40°F ~ 122°F) Charge: -20°C ~ 45°C (-4°F ~ 113°F) Storage: -20°C ~ 40°C (-4°F ~ 104°F)
Recommended Operating Temperature	15°C ~ 25°C (59°F ~ 77°F)
Recommended Charging Current	30 A
Charging Voltage @25°C(77°F)	Float: 2.25 V/cell Equalize: 2.35 V/cell
Terminal	M6
Container Materials	ABS/ABS V0 (Optional)
Capacity Affected by Temperature(C <sub>10</sub> )	105% @ 40°C(104°F) 85% @ 0°C(32°F) 60% @ -20°C(-4°F)
Design Life @25°C(77°F)	12 years

## Certification

- ☑ ISO9001: 2008  
(NO.03015Q10076R4M)
- ☑ ISO14001: 2004  
(NO.03016E10080R2L)
- ☑ GB/T 28001-2011  
(NO.03014S10092R2M)

## Technical Features

- ▶ Special gel electrolyte without flowing to avoid acid stratification and can prolong service life
- ▶ Front terminal connection makes it more convenient to install and maintain
- ▶ Lower self-discharge rate and better charge acceptability
- ▶ Superb security and reliability, the unique sealing technology can avoid leakage effectively

# 6-FMX-G Series

VRLA AGM-Gel Battery

6-FMX-150BG



## Constant Current Discharge Characteristics Unit: A (25°C, 77°F)

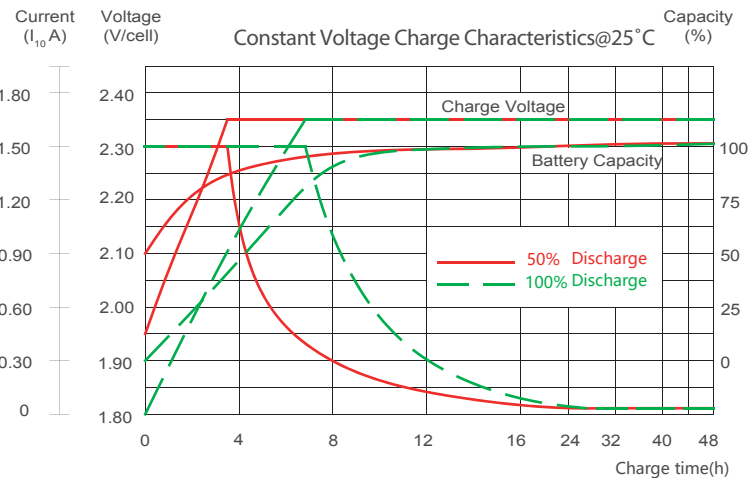
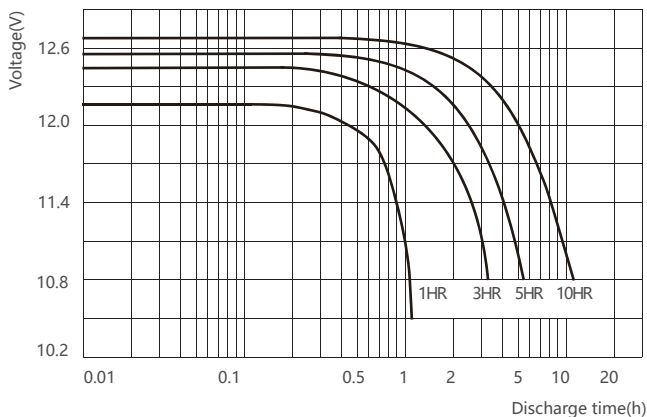
F.V/Time	30min	1hr	2hr	3hr	4hr	5hr	6hr	8hr	10hr	12hr
1.70V	150.0	85.5	51.6	38.0	30.4	25.8	22.5	18.1	15.2	12.7
1.75V	141.9	82.7	51.0	37.8	30.2	25.7	22.3	18.0	15.1	12.6
1.80V	135.6	81.2	50.4	37.5	30.0	25.5	22.1	17.9	15.0	12.5
1.83V	131.0	77.9	49.8	37.3	29.8	25.3	22.0	17.8	14.9	12.4
1.85V	126.2	75.3	49.4	37.0	29.6	25.2	21.9	17.7	14.8	12.3

## Constant Power Discharge Characteristics Unit: W/cell (25°C, 77°F)

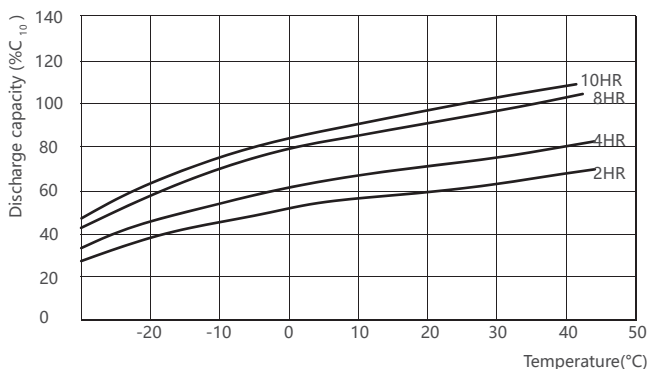
F.V/Time	30min	1hr	2hr	3hr	4hr	5hr	6hr	8hr	10hr	12hr
1.70V	275.7	158.9	98.9	74.6	59.5	51.3	44.3	36.2	30.4	25.4
1.75V	263.7	156.0	98.3	74.4	59.4	51.1	44.0	36.0	30.2	25.3
1.80V	255.2	154.2	97.8	74.3	59.3	51.0	43.6	35.9	30.1	25.2
1.83V	249.5	149.0	97.1	74.0	59.2	50.9	43.3	35.8	30.0	25.1
1.85V	243.2	145.5	96.6	73.7	59.1	50.8	43.1	35.7	29.9	25.0

## Performance Curve

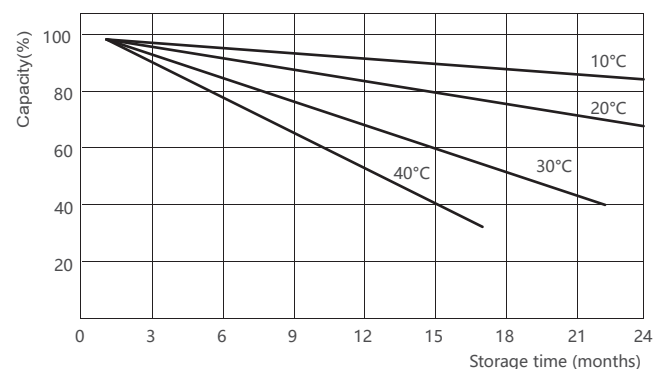
Discharge Performance at Different Discharge Rate



Capacity at Different Temperature



Curve of Self-discharge at Different Temperature



### \*Declaration:

This information is generally descriptive only and is not intended to make or imply any representation, guarantee or warranty with respect to any cells and batteries. Cell and battery designs/specifications are subject to modification without notice. Contact CHINASHOTO for the latest information.

Welcome to Visit : [www.chinashoto.com](http://www.chinashoto.com)